




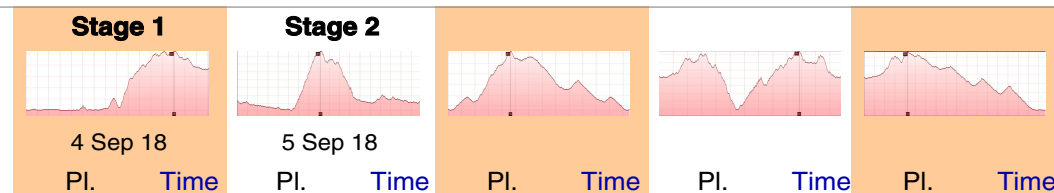
2018 Tour de Timor, Timor-Leste Riders by Sex

Series Placings use cumulative time from all races, including bonus and penalty times



Category Placings 61 Riders in Series

Riders must have started each stage of the Tour de Timor to appear in these results. DNF riders receive the time of the last rider in their category, plus a time penalty.




| Pl. | Time | Rider | Stage 1 4 Sep 18 | | Stage 2 5 Sep 18 | | Pl. | Time | Pl. | Time |
|--|----------|---|---------------------|---------|---------------------|---------|-----|------|-----|------|
| | | | Pl. | Time | Pl. | Time | | | | |
| Timor-Leste Men : 57 Riders in Category | | | | | | | | | | |
| 1 | 06:14:15 | 107 Jacinto De Jesus Da Costa | 1 | 4:10:46 | 1 | 2:03:29 | | | | |
| 2 | +29:57 | 155 Ducatang Da Costa U18 | 3 | 4:26:46 | 3 | 2:17:26 | | | | |
| 3 | +31:21 | 177 Diamantimor Sandro Monteiro Seixas | 6 | 4:33:57 | 2 | 2:11:39 | | | | |
| 4 | +33:23 | 146 Antonio Almeida Perira Martins | 2 | 4:23:47 | 10 | 2:23:51 | | | | |
| 5 | +36:13 | 185 Joao Bosco Ximenes | 5 | 4:31:41 | 5 | 2:18:47 | | | | |
| 6 | +36:16 | 109 Orlando Da Costa | 4 | 4:27:21 | 9 | 2:23:10 | | | | |
| 7 | +50:54 | 170 Leonel Da Silva Goncalves | 8 | 4:47:30 | 4 | 2:17:39 | | | | |
| 8 | +59:18 | 144 Leonardo Waskam Dato U18 | 7 | 4:42:38 | 11 | 2:30:55 | | | | |
| 9 | +1:02:43 | 156 David Da Silva Gonsalves | 11 | 4:53:55 | 8 | 2:23:03 | | | | |
| 10 | +1:08:43 | 130 Aderito Rosario Soares | 10 | 4:47:45 | 14 | 2:35:13 | | | | |
| 11 | +1:11:01 | 168 Matias Gomes | 12 | 5:02:45 | 7 | 2:22:31 | | | | |
| 12 | +1:32:08 | 102 Januario Freitas Belo | 13 | 5:08:24 | 15 | 2:37:59 | | | | |
| 13 | +1:39:40 | 158 Antonio Ade De Araujo Xavier | 17 | 5:33:49 | 6 | 2:20:06 | | | | |
| 14 | +1:52:49 | 221 Tome Soares | 14 | 5:28:35 | 16 | 2:38:29 | | | | |
| 15 | +1:53:42 | 163 Canizio De Jesus Dos Santos | 16 | 5:33:18 | 12 | 2:34:39 | | | | |
| 16 | +1:57:29 | 173 Sergio Maria Carlos | 18 | 5:37:01 | 13 | 2:34:43 | | | | |
| 17 | +2:08:42 | 182 Natalino De Araujo Sarmentu | 15 | 5:28:54 | 23 | 2:54:03 | | | | |
| 18 | +2:09:33 | 208 Carlos Da Silva Godinho | 19 | 5:37:56 | 18 | 2:45:52 | | | | |
| 19 | +2:23:47 | 184 Julio Tilman Mendonca | 21 | 5:45:35 | 21 | 2:52:27 | | | | |
| 20 | +2:24:03 | 159 Mariano De Deus | 28 | 5:57:55 | 17 | 2:40:23 | | | | |





2018 Tour de Timor, Timor-Leste Riders by Sex

Series Placings use cumulative time from all races, including bonus and penalty times



Category Placings 61 Riders in Series

Riders must have started each stage of the Tour de Timor to appear in these results. DNF riders receive the time of the last rider in their category, plus a time penalty.


| Pl. | Time | Rider | Stage 1 | | Stage 2 | | | | | | | |
|-----|-----------------|---|----------|----------|---------|---------|-----|---------|-----|------|-----|------|
| | | | 4 Sep 18 | 5 Sep 18 | Pl. | Time | Pl. | Time | Pl. | Time | Pl. | Time |
| 21 | +2:28:35 | 172 Frederico Maia | | | 22 | 5:45:45 | 26 | 2:57:05 | | | | |
| 22 | +2:35:29 | 176 Afriano Lopo Nono | | | 25 | 5:56:24 | 22 | 2:53:20 | | | | |
| 23 | +2:37:18 | 152 Angelmo Pereira Belo | | | 29 | 6:00:05 | 20 | 2:51:28 | | | | |
| 24 | +2:39:10 | 181 Lerio Pereira S. Belo U18 | | | 24 | 5:54:52 | 27 | 2:58:33 | | | | |
| 25 | +2:42:55 | 207 Honorio Da Costa | | | 23 | 5:52:15 | 32 | 3:04:55 | | | | |
| 26 | +2:46:08 | 179 Jose Quefi | | | 27 | 5:57:18 | 31 | 3:03:05 | | | | |
| 27 | +2:46:34 | 123 Domingos Ornal Pereira | | | 33 | 6:13:48 | 19 | 2:47:01 | | | | |
| 28 | +2:52:22 | 213 Daniel Malo | | | 30 | 6:00:55 | 34 | 3:05:42 | | | | |
| 29 | +2:56:27 | 110 Celio Da Costa Monteiro | | | 26 | 5:56:41 | 40 | 3:14:01 | | | | |
| 30 | +3:02:25 | 204 Zí sopol Caminha | | | 34 | 6:16:36 | 28 | 3:00:04 | | | | |
| 31 | +3:03:59 | 162 Evangelino Das Dores Da. S Goncalves U18 | | | 32 | 6:11:56 | 35 | 3:06:18 | | | | |
| 32 | +3:11:28 | 145 Carlos Marques De Oliveira U18 | | | 35 | 6:20:11 | 33 | 3:05:32 | | | | |
| 33 | +3:14:12 | 161 Leopoldino Do C. G. Corte Real | | | 31 | 6:11:43 | 43 | 3:16:44 | | | | |
| 34 | +3:17:07 | 215 Fabiao Ricardo Neto | | | 37 | 6:28:25 | 30 | 3:02:57 | | | | |
| 35 | +3:22:36 | 128 Lucio Savio | | | 38 | 6:28:39 | 36 | 3:08:12 | | | | |
| 36 | +3:31:30 | 142 Calisto Do Santos | | | 20 | 5:44:31 | 51 | 4:01:14 | | | | |
| 37 | +3:33:37 | 178 Ermenegildo Da Costa Neves | | | 42 | 6:52:21 | 25 | 2:55:31 | | | | |
| 38 | +3:34:43 | 150 Antonio Seixas De Carvalho | | | 9 | 4:47:31 | DNF | 5:01:27 | | | | |
| 39 | +3:36:14 | 151 Paulino Alves | | | 40 | 6:41:37 | 37 | 3:08:52 | | | | |
| 40 | +3:39:26 | 108 Julio Da Costa | | | 39 | 6:35:36 | 46 | 3:18:05 | | | | |
| 41 | +3:39:57 | 114 Mario De Oliveira Maria | | | 36 | 6:26:48 | 47 | 3:27:24 | | | | |
| 42 | +3:41:35 | 143 Tito Baptisa Carvalho | | | 41 | 6:43:03 | 39 | 3:12:47 | | | | |





2018 Tour de Timor, Timor-Leste Riders by Sex

Series Placings use cumulative time from all races, including bonus and penalty times



Category Placings 61 Riders in Series

Riders must have started each stage of the Tour de Timor to appear in these results. DNF riders receive the time of the last rider in their category, plus a time penalty.


| Pl. | Time | Rider | Stage 1 | | Stage 2 | | | | | | | |
|-----|-----------------|---|---------|---------|---------|---------|-----|------|-----|------|-----|------|
| | | | Pl. | Time | Pl. | Time | Pl. | Time | Pl. | Time | Pl. | Time |
| 43 | +3:42:18 | 175 Leopoldo Moniz | 43 | 7:01:43 | 24 | 2:54:50 | | | | | | |
| 44 | +4:02:13 | 160 Gideo Alves De Oliveira | 44 | 7:05:04 | 38 | 3:11:24 | | | | | | |
| 45 | +4:11:23 | 118 Carlos Alberto Lopes | 49 | 7:24:33 | 29 | 3:01:05 | | | | | | |
| 46 | +4:11:33 | 147 Eduardo Do Carmo | 45 | 7:09:05 | 42 | 3:16:43 | | | | | | |
| 47 | +5:08:21 | 149 Januario Dos Santos Fonseca | 47 | 7:21:09 | 52 | 4:01:27 | | | | | | |
| 48 | +5:08:47 | 209 Antonio Gomes | 48 | 7:24:09 | 50 | 3:58:53 | | | | | | |
| 49 | +5:25:55 | 148 Aderito Adelaide Freitas | DNF | 8:24:33 | 41 | 3:15:37 | | | | | | |
| 50 | +5:27:02 | 167 Edelfonso Freitas Boavida | DNF | 8:24:33 | 44 | 3:16:44 | | | | | | |
| 50 | +5:27:02 | 180 Jose Alvaro Ramos Belo | DNF | 8:24:33 | 45 | 3:16:44 | | | | | | |
| 52 | +5:39:05 | 165 Jose Antonio Elio | DNF | 8:24:33 | 48 | 3:28:47 | | | | | | |
| 53 | +5:52:02 | 111 Aderito Da Silva | DNF | 8:24:33 | 49 | 3:41:44 | | | | | | |
| 54 | +6:06:59 | 113 Joao Barros De Jesus | 46 | 7:19:47 | DNF | 5:01:27 | | | | | | |
| DNF | +7:11:45 | 214 Gracindu Da Costa Martis | DNF | 8:24:33 | DNF | 5:01:27 | | | | | | |
| DNF | +7:11:45 | 157 Lello Do Desterrio De Araujo | DNF | 8:24:33 | DNF | 5:01:27 | | | | | | |
| DNF | +7:11:45 | 104 Mario Correia Belo | DNF | 8:24:33 | DNF | 5:01:27 | | | | | | |





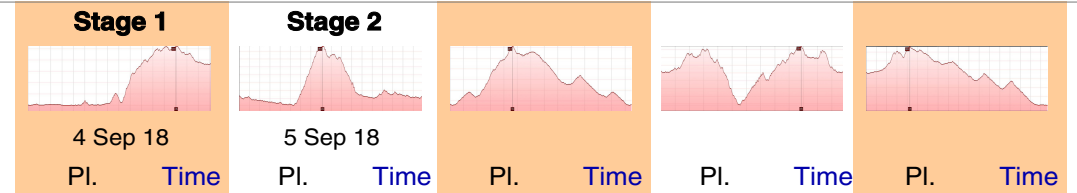
2018 Tour de Timor, Timor-Leste Riders by Sex

Series Placings use cumulative time from all races, including bonus and penalty times



Category Placings 61 Riders in Series

Riders must have started each stage of the Tour de Timor to appear in these results. DNF riders receive the time of the last rider in their category, plus a time penalty.



| Pl. | Time | Rider | Stage 1 Pl. | Stage 1 Time | Stage 2 Pl. | Stage 2 Time | | | |
|---|----------|---|-------------|--------------|-------------|--------------|--|--|--|
| Timor-Leste Women : 4 Riders in Category | | | | | | | | | |
| 1 | 08:12:20 | 313 Maria Lua Marcal Soares | 1 | 5:23:52 | 2 | 2:48:28 | | | |
| 2 | +5:36 | 331 Domingus Guterres | 2 | 5:38:01 | 1 | 2:39:55 | | | |
| 3 | +1:12:44 | 302 Francelina Anche Cabral | 3 | 6:03:21 | 3 | 3:21:43 | | | |
| DNF | +3:12:44 | 311 Anita De Fatima De Concelcao Abi | DNF | 7:03:21 | DNF | 4:21:43 | | | |

