






Riders must have started each stage of the Mitas Terra in the Berra to appear in these results. DNF riders receive the time of the last rider in their category, plus a time penalty. Riders who DNS a stage are removed from the series.




Stage 1		Stage 2		
				
29 Sep 18		30 Sep 18		
Pl.	Time	Pl.	Time	Pl. Time
1	1:13:55	1	1:54:59	
2	1:13:56	2	1:55:00	
4	1:16:46	3	2:03:54	
5	1:17:02	5	2:05:04	
7	1:17:04	6	2:06:05	
6	1:17:03	8	2:07:34	
8	1:17:16	9	2:07:44	
9	1:21:19	4	2:04:50	
11	1:21:39	7	2:06:06	
10	1:21:19	10	2:07:46	
12	1:22:14	11	2:12:01	
13	1:24:35	12	2:18:43	
3	1:14:51	DNF	3:18:43	
15	2:01:50	DNF	3:18:43	






Elite Men : 14 Riders in Category

Pl.	Time	Diff		Rider
1	3:08:54	0:00		17 Jay Vine
2	3:08:56	+0:02		5 Kyle Ward
3	3:20:40	+11:46		2 Andrew Blair
4	3:22:06	+13:12		6 Luke Brame
5	3:23:09	+14:15		10 Matt McAuliffe
6	3:24:37	+15:43		801 Matt Rizzuto
7	3:25:00	+16:06		16 Corey Smith
8	3:26:09	+17:15		13 Mitch Lozinski
9	3:27:45	+18:51		803 Ben Henderson
10	3:29:05	+20:11		3 Piper Albrecht
11	3:34:15	+25:21		15 Jorge Robinson
12	3:43:18	+34:24		18 Tyron Bicknell
13	4:33:34	+1:24:40		8 Callum Carson
14	5:20:33	+2:11:39		20 Edward Wixon



Riders must have started each stage of the Mitas Terra in the Berra to appear in these results. DNF riders receive the time of the last rider in their category, plus a time penalty. Riders who DNS a stage are removed from the series.

Stage 1		Stage 2		
				
29 Sep 18		30 Sep 18		
Pl.	Time	Pl.	Time	Pl. Time
1	1:24:08	1	2:17:16	
2	1:29:20	2	2:20:52	
3	1:30:55	3	2:22:06	
5	1:34:07	4	2:30:56	
4	1:33:07	5	2:44:24	

Pl.	Time	Diff		Rider
Elite Women : 5 Riders in Category				
1	3:41:24	0:00		51 Samara Sheppard
2	3:50:12	+8:48		53 Karen Hill
3	3:53:01	+11:37		54 Cristy Henderson
4	4:05:03	+23:39		701 Zoe Cuthbert
5	4:17:31	+36:07		55 Jennifer Davis



Riders must have started each stage of the Mitas Terra in the Berra to appear in these results. DNF riders receive the time of the last rider in their category, plus a time penalty. Riders who DNS a stage are removed from the series.

Stage 1		Stage 2		
29 Sep 18		30 Sep 18		
Pl.	Time	Pl.	Time	Pl. Time
1	1:21:24	1	2:13:14	
2	1:22:28	2	2:15:41	
5	1:30:33	4	2:22:50	
3	1:23:03	6	2:41:55	
6	1:32:15	5	2:41:04	
7	1:47:08	7	2:57:49	

U19 Men : 6 Riders in Category

Pl.	Time	Diff		Rider				
1	3:34:38	0:00		101 Josh Bilski				
2	3:38:09	+3:31		109 Jack McFarlane				
3	3:53:23	+18:45		102 Spence Collaviti				
4	4:04:58	+30:20		111 Jordan Riddle				
5	4:13:19	+38:41		106 Mitch Jarman				
6	4:44:57	+1:10:19		104 Nick Hall				



Riders must have started each stage of the Mitas Terra in the Berra to appear in these results. DNF riders receive the time of the last rider in their category, plus a time penalty. Riders who DNS a stage are removed from the series.

Pl.	Time	Diff	Rider	Stage 1		Stage 2		Pl.	Time
				29 Sep 18	30 Sep 18	30 Sep 18	30 Sep 18		
				Pl.	Time	Pl.	Time	Pl.	Time
19-39 Men : 12 Riders in Category									
1	3:40:32	0:00	302 Todd Cuthbert	3	1:25:59	2	2:14:33		
2	3:41:17	+0:45	306 Ben Morrison	2	1:25:36	3	2:15:41		
2	3:41:17	+0:45	304 Ross Goggin	1	1:25:35	4	2:15:42		
4	3:42:52	+2:20	310 Vincent Robinson	4	1:28:22	1	2:14:30		
5	3:54:20	+13:48	305 Luke Kay	5	1:29:17	5	2:25:03		
6	4:03:20	+22:48	309 Christopher Pase	9	1:36:27	6	2:26:53		
7	4:09:46	+29:14	308 Travis Newick	8	1:33:54	7	2:35:52		
8	4:09:49	+29:17	312 Jason Tait	7	1:33:53	8	2:35:56		
9	4:20:30	+39:58	301 Lucas Bendt	10	1:39:04	9	2:41:26		
10	4:34:18	+53:46	311 Nelson Shaw	11	1:43:27	11	2:50:51		
11	4:38:49	+58:17	307 Alex Murphy	12	1:46:49	12	2:52:00		
12	5:25:28	+1:44:56	303 Rohan Geddes	6	1:33:28	DNF	3:52:00		



Terra in the Berra 2018

Category Placings

67 Riders in Series

2018 Mitas Terra in the Berra, Age Category

Series Placings use cumulative time from all races, including bonus and penalty times



Riders must have started each stage of the Mitas Terra in the Berra to appear in these results. DNF riders receive the time of the last rider in their category, plus a time penalty. Riders who DNS a stage are removed from the series.




Stage 1		Stage 2		
29 Sep 18		30 Sep 18		
Pl.	Time	Pl.	Time	Pl. Time
1	1:51:31	2	3:08:10	

Pl.	Time	Diff	Rider
19-39 Women : 1 Riders in Category			
1	4:59:41	0:00	711 Gwynn Le Maitre





Riders must have started each stage of the Mitas Terra in the Berra to appear in these results. DNF riders receive the time of the last rider in their category, plus a time penalty. Riders who DNS a stage are removed from the series.




Stage 1		Stage 2		
				
29 Sep 18		30 Sep 18		
Pl.	Time	Pl.	Time	Pl. Time
1	1:21:20	1	2:10:51	
2	1:24:09	2	2:14:30	
4	1:28:25	3	2:19:27	
3	1:27:16	4	2:23:40	
5	1:28:38	7	2:25:22	
8	1:31:31	5	2:23:59	
6	1:30:10	8	2:26:08	
9	1:32:07	6	2:24:49	
7	1:31:30	10	2:35:55	
10	1:37:23	9	2:33:56	
12	1:38:05	11	2:36:45	
11	1:37:28	12	2:37:39	
13	1:44:45	13	2:49:25	
15	1:57:12	14	3:28:21	



40-49 Men : 14 Riders in Category

Pl.	Time	Diff		Rider
1	3:32:11	0:00		413 David Shepherd
2	3:38:39	+6:28		412 Denis Mungoven
3	3:47:52	+15:41		406 Paul Cuthbert
4	3:50:56	+18:45		407 Cory Dimmer
5	3:54:00	+21:49		802 Adam Bramwell
6	3:55:30	+23:19		404 Dean Cavuoto
7	3:56:18	+24:07		415 Simon Smith
8	3:56:56	+24:45		409 Matt Georgeson
9	4:07:25	+35:14		403 Stuart Cathcart
10	4:11:19	+39:08		402 Grantley Butterfield
11	4:14:50	+42:39		416 Glen Stretton
12	4:15:07	+42:56		410 Michael Molloy
13	4:34:10	+1:01:59		408 Hagen Ganahl
14	5:25:33	+1:53:22		411 Jason Moxham



Riders must have started each stage of the Mitas Terra in the Berra to appear in these results. DNF riders receive the time of the last rider in their category, plus a time penalty. Riders who DNS a stage are removed from the series.

Stage 1		Stage 2		
				
29 Sep 18		30 Sep 18		
Pl.	Time	Pl.	Time	Pl. Time
1	2:03:14	2	3:20:41	
2	2:08:37	3	3:27:55	

Pl.	Time	Diff		Rider
40-49 Women : 2 Riders in Category				
1	5:23:55	0:00		741 Tracy Fenwick
2	5:36:32	+12:37		742 Niki Hale



Riders must have started each stage of the Mitas Terra in the Berra to appear in these results. DNF riders receive the time of the last rider in their category, plus a time penalty. Riders who DNS a stage are removed from the series.

Stage 1		Stage 2		
29 Sep 18		30 Sep 18		
Pl.	Time	Pl.	Time	Pl. Time
1	1:26:41	2	2:18:44	
3	1:28:29	1	2:17:31	
2	1:27:16	3	2:22:07	
4	1:34:18	5	2:33:56	
5	1:35:31	7	2:40:22	
9	1:42:19	8	2:45:42	
7	1:41:41	9	2:55:58	
8	1:42:01	10	3:00:00	
DNF	2:42:19	DNF	4:00:00	

50-59 Men : 9 Riders in Category

Pl.	Time	Diff		Rider
1	3:45:25	0:00		510 Trent Moore
2	3:46:00	+0:35		509 Garry James
3	3:49:23	+3:58		506 John Henderson
4	4:08:14	+22:49		507 Adam Herbst
5	4:15:53	+30:28		504 Rob Graham
6	4:28:01	+42:36		508 Andrew Hislop
7	4:37:39	+52:14		503 Michael Dunlop
8	4:42:01	+56:36		501 Chris Carson
DNF	6:42:19	+2:56:54		505 Graeme Hall



Terra in the Berra 2018

Category Placings

67 Riders in Series

2018 Mitas Terra in the Berra, Age Category

Series Placings use cumulative time from all races, including bonus and penalty times



Riders must have started each stage of the Mitas Terra in the Berra to appear in these results. DNF riders receive the time of the last rider in their category, plus a time penalty. Riders who DNS a stage are removed from the series.

Stage 1		Stage 2		
29 Sep 18		30 Sep 18		
Pl.	Time	Pl.	Time	Pl. Time
1	1:50:24	1	3:02:22	

Pl.	Time	Diff	Rider
-----	------	------	-------

50-59 Women : 1 Riders in Category

1	4:52:46	0:00	751 Tara Sutherland
---	---------	------	---------------------





Riders must have started each stage of the Mitas Terra in the Berra to appear in these results. DNF riders receive the time of the last rider in their category, plus a time penalty. Riders who DNS a stage are removed from the series.

Stage 1		Stage 2		
29 Sep 18		30 Sep 18		
Pl.	Time	Pl.	Time	Pl. Time
1	1:39:33	1	2:42:29	
2	1:39:59	2	2:48:01	
4	1:50:33	3	3:10:57	

Pl. Time Diff Rider

60+ Men : 3 Riders in Category

1	4:22:02	0:00		604	Mark Moerman			
2	4:28:00	+5:58		602	Nathan Carroll			
3	5:01:30	+39:28		603	Geoffrey Clarke			