

Mitas

Terra in the Berra 2018

Category Placings




63 Riders in Series

2018 Mitas Terra in the Berra, Age Category


Series Placings use cumulative time from all races, including bonus and penalty times



Riders must have started each stage of the Mitas Terra in the Berra to appear in these results. DNF riders receive the time of the last rider in their category, plus a time penalty. Riders who DNS a stage are removed from the series.

Stage 1		Stage 2		Stage 3	
					
29 Sep 18		30 Sep 18		1 Oct 18	
Pl.	Time	Pl.	Time	Pl.	Time




Elite Men : 11 Riders in Category

Pl.	Time	Diff		Rider	Stage 1 Pl.	Stage 1 Time	Stage 2 Pl.	Stage 2 Time	Stage 3 Pl.	Stage 3 Time
1	4:15:29	0:00		5 Kyle Ward	2	1:13:56	2	1:55:00	1	1:06:33
2	4:17:34	+2:05		17 Jay Vine	1	1:13:55	1	1:54:59	2	1:08:40
3	4:30:56	+15:27		2 Andrew Blair	4	1:16:46	3	2:03:54	4	1:10:16
4	4:32:21	+16:52		6 Luke Brame	5	1:17:02	5	2:05:04	3	1:10:15
5	4:36:06	+20:37		16 Corey Smith	8	1:17:16	9	2:07:44	5	1:11:06
6	4:38:04	+22:35		801 Matt Rizzuto	6	1:17:03	8	2:07:34	7	1:13:27
7	4:38:16	+22:47		10 Matt McAuliffe	7	1:17:04	6	2:06:05	9	1:15:07
8	4:41:11	+25:42		803 Ben Henderson	11	1:21:39	7	2:06:06	6	1:13:26
9	4:43:09	+27:40		13 Mitch Lozinski	9	1:21:19	4	2:04:50	11	1:17:00
10	4:43:58	+28:29		3 Piper Albrecht	10	1:21:19	10	2:07:46	8	1:14:53
11	4:51:53	+36:24		15 Jorge Robinson	12	1:22:14	11	2:12:01	12	1:17:38






Riders must have started each stage of the Mitas Terra in the Berra to appear in these results. DNF riders receive the time of the last rider in their category, plus a time penalty. Riders who DNS a stage are removed from the series.

Stage 1		Stage 2		Stage 3	
					
29 Sep 18		30 Sep 18		1 Oct 18	
Pl.	Time	Pl.	Time	Pl.	Time
1	1:24:08	1	2:17:16	1	1:20:24
2	1:29:20	2	2:20:52	3	1:25:05
3	1:30:55	3	2:22:06	2	1:24:23
5	1:34:07	4	2:30:56	4	1:26:52
4	1:33:07	5	2:44:24	5	1:51:55




Pl. Time Diff Rider

Elite Women : 5 Riders in Category






1	5:01:48	0:00		51	Samara Sheppard
2	5:15:17	+13:29		53	Karen Hill
3	5:17:24	+15:36		54	Cristy Henderson
4	5:31:55	+30:07		701	Zoe Cuthbert
5	6:09:26	+1:07:38		55	Jennifer Davis



Riders must have started each stage of the Mitas Terra in the Berra to appear in these results. DNF riders receive the time of the last rider in their category, plus a time penalty. Riders who DNS a stage are removed from the series.

Stage 1		Stage 2		Stage 3	
					
29 Sep 18		30 Sep 18		1 Oct 18	
Pl.	Time	Pl.	Time	Pl.	Time
1	1:21:24	1	2:13:14	4	1:17:53
2	1:22:28	2	2:15:41	3	1:17:45
5	1:30:33	4	2:22:50	6	1:24:25
3	1:23:03	6	2:41:55	2	1:17:40
6	1:32:15	5	2:41:04	7	1:28:07
7	1:47:08	7	2:57:49	10	1:38:25

U19 Men : 6 Riders in Category

Pl.	Time	Diff		Rider
1	4:52:31	0:00		101 Josh Bilski
2	4:55:54	+3:23		109 Jack McFarlane
3	5:17:48	+25:17		102 Spence Collaviti
4	5:22:38	+30:07		111 Jordan Riddle
5	5:41:26	+48:55		106 Mitch Jarman
6	6:23:22	+1:30:51		104 Nick Hall



Riders must have started each stage of the Mitas Terra in the Berra to appear in these results. DNF riders receive the time of the last rider in their category, plus a time penalty. Riders who DNS a stage are removed from the series.

Stage 1		Stage 2		Stage 3	
29 Sep 18		30 Sep 18		1 Oct 18	
Pl.	Time	Pl.	Time	Pl.	Time
3	1:25:59	2	2:14:33	1	1:18:52
1	1:25:35	4	2:15:42	2	1:18:53
4	1:28:22	1	2:14:30	3	1:18:54
2	1:25:36	3	2:15:41	4	1:21:37
5	1:29:17	5	2:25:03	7	1:27:31
9	1:36:27	6	2:26:53	6	1:26:47
7	1:33:53	8	2:35:56	8	1:29:24
10	1:39:04	9	2:41:26	9	1:35:11
11	1:43:27	11	2:50:51	10	1:43:35
12	1:46:49	12	2:52:00	11	1:45:36
6	1:33:28	DNF	3:52:00	5	1:23:24
8	1:33:54	7	2:35:52	DNF	2:45:36

19-39 Men : 12 Riders in Category

Pl.	Time	Diff		Rider
1	4:59:24	0:00		302 Todd Cuthbert
2	5:00:10	+0:46		304 Ross Goggin
3	5:01:46	+2:22		310 Vincent Robinson
4	5:02:54	+3:30		306 Ben Morrison
5	5:21:51	+22:27		305 Luke Kay
6	5:30:07	+30:43		309 Christopher Pase
7	5:39:13	+39:49		312 Jason Tait
8	5:55:41	+56:17		301 Lucas Bendt
9	6:17:53	+1:18:29		311 Nelson Shaw
10	6:24:25	+1:25:01		307 Alex Murphy
11	6:48:52	+1:49:28		303 Rohan Geddes
12	6:55:22	+1:55:58		308 Travis Newick



Terra in the Berra 2018

Category Placings

63 Riders in Series

2018 Mitas Terra in the Berra, Age Category

Series Placings use cumulative time from all races, including bonus and penalty times



Riders must have started each stage of the Mitas Terra in the Berra to appear in these results. DNF riders receive the time of the last rider in their category, plus a time penalty. Riders who DNS a stage are removed from the series.

Stage 1	Stage 2	Stage 3
29 Sep 18	30 Sep 18	1 Oct 18
Pl. Time	Pl. Time	Pl. Time
1 1:51:31	2 3:08:10	1 1:56:18

Pl.	Time	Diff	Rider
-----	------	------	-------

19-39 Women : 1 Riders in Category

1	6:55:59	0:00	711 Gwynn Le Maitre
---	---------	------	---------------------





Riders must have started each stage of the Mitas Terra in the Berra to appear in these results. DNF riders receive the time of the last rider in their category, plus a time penalty. Riders who DNS a stage are removed from the series.

Stage 1		Stage 2		Stage 3	
29 Sep 18		30 Sep 18		1 Oct 18	
Pl.	Time	Pl.	Time	Pl.	Time
1	1:21:20	1	2:10:51	1	1:17:55
2	1:24:09	2	2:14:30	2	1:22:43
4	1:28:25	3	2:19:27	4	1:23:07
3	1:27:16	4	2:23:40	6	1:25:27
5	1:28:38	7	2:25:22	3	1:23:02
6	1:30:10	8	2:26:08	5	1:23:48
9	1:32:07	6	2:24:49	7	1:27:22
8	1:31:31	5	2:23:59	8	1:31:07
7	1:31:30	10	2:35:55	10	1:33:45
12	1:38:05	11	2:36:45	9	1:32:18
10	1:37:23	9	2:33:56	12	1:38:01
11	1:37:28	12	2:37:39	11	1:36:14
13	1:44:45	13	2:49:25	14	1:44:02
15	1:57:12	14	3:28:21	15	2:01:31

40-49 Men : 14 Riders in Category

Pl.	Time	Diff		Rider
1	4:50:06	0:00		413 David Shepherd
2	5:01:22	+11:16		412 Denis Mungoven
3	5:10:59	+20:53		406 Paul Cuthbert
4	5:16:23	+26:17		407 Cory Dimmer
5	5:17:02	+26:56		802 Adam Bramwell
6	5:20:06	+30:00		415 Simon Smith
7	5:24:18	+34:12		409 Matt Georgeson
8	5:26:37	+36:31		404 Dean Cavuoto
9	5:41:10	+51:04		403 Stuart Cathcart
10	5:47:08	+57:02		416 Glen Stretton
11	5:49:20	+59:14		402 Grantley Butterfield
12	5:51:21	+1:01:15		410 Michael Molloy
13	6:18:12	+1:28:06		408 Hagen Ganahl
14	7:27:04	+2:36:58		411 Jason Moxham

2018 Mitas Terra in the Berra, Age Category

Series Placings use cumulative time from all races, including bonus and penalty times



Riders must have started each stage of the Mitas Terra in the Berra to appear in these results. DNF riders receive the time of the last rider in their category, plus a time penalty. Riders who DNS a stage are removed from the series.

Stage 1		Stage 2		Stage 3	
29 Sep 18		30 Sep 18		1 Oct 18	
Pl.	Time	Pl.	Time	Pl.	Time
1	2:03:14	2	3:20:41	1	2:03:23
2	2:08:37	3	3:27:55	2	2:37:41

Pl. **Time** **Diff** **Rider**

40-49 Women : 2 Riders in Category

1	7:27:18	0:00		741	Tracy Fenwick
2	8:14:13	+46:55		742	Niki Hale

Mitas

Terra in the Berra 2018

Category Placings

63 Riders in Series

2018 Mitas Terra in the Berra, Age Category

Series Placings use cumulative time from all races, including bonus and penalty times



Riders must have started each stage of the Mitas Terra in the Berra to appear in these results. DNF riders receive the time of the last rider in their category, plus a time penalty. Riders who DNS a stage are removed from the series.

Stage 1		Stage 2		Stage 3	
29 Sep 18		30 Sep 18		1 Oct 18	
Pl.	Time	Pl.	Time	Pl.	Time
3	1:28:29	1	2:17:31	2	1:24:04
2	1:27:16	3	2:22:07	1	1:23:28
1	1:26:41	2	2:18:44	3	1:27:30
4	1:34:18	5	2:33:56	5	1:32:35
5	1:35:31	7	2:40:22	6	1:36:12
9	1:42:19	8	2:45:42	8	1:41:21
7	1:41:41	9	2:55:58	7	1:38:31
8	1:42:01	10	3:00:00	9	1:43:51
DNF	2:42:19	DNF	4:00:00	11	2:38:18




50-59 Men : 9 Riders in Category

Pl.	Time	Diff		Rider
1	5:10:04	0:00		509 Garry James
2	5:12:51	+2:47		506 John Henderson
3	5:12:55	+2:51		510 Trent Moore
4	5:40:49	+30:45		507 Adam Herbst
5	5:52:05	+42:01		504 Rob Graham
6	6:09:22	+59:18		508 Andrew Hislop
7	6:16:10	+1:06:06		503 Michael Dunlop
8	6:25:52	+1:15:48		501 Chris Carson
9	9:20:37	+4:10:33		505 Graeme Hall





Riders must have started each stage of the Mitas Terra in the Berra to appear in these results. DNF riders receive the time of the last rider in their category, plus a time penalty. Riders who DNS a stage are removed from the series.

Stage 1		Stage 2		Stage 3	
					
29 Sep 18		30 Sep 18		1 Oct 18	
Pl.	Time	Pl.	Time	Pl.	Time
1	1:39:33	1	2:42:29	1	1:42:44
4	1:50:33	3	3:10:57	2	1:56:11
2	1:39:59	2	2:48:01	DNF	2:56:11

60+ Men : 3 Riders in Category

Pl.	Time	Diff		Rider
1	6:04:46	0:00		604 Mark Moerman
2	6:57:41	+52:55		603 Geoffrey Clarke
3	7:24:11	+1:19:25		602 Nathan Carroll