MTBA Vic State XC Championship 2018 – Rider Brief

Schedule

Saturday 17th of November 2018

1:00pm	**Course Marked and Open for Practice**
4:00pm to 5:00pm	Race Plate available for Collection at Race Village (On Line Entrants Only)
5:00pm	**Course Closed for Practice**

Sunday 18th of November 2018

7:00am	**Registration and Plate Collection Opens**
7:00am to 8:00am	**Course Closed for Final Inspection**
8:00am	**RACE 1:** Registrations / Plate Collections Close
8:15am	**RACE 1:** Briefing
8:30am to 10:00am	**RACE 1 Start:** U15 Male, Master's 5/6/7+, U13 Male
10:00am	**RACE 2:** Registrations / Plate Collections Close
10:15am	**RACE 2:** Briefing
10:30am to 12:00pm	**RACE 2 Start:** U17 Male, Master's 1/2/3/4
10:45am	Presentations for **RACE 1**
12:00pm	**RACE 3:** Registrations / Plate Collections Close
12:15pm	**RACE 3:** Briefing
12:30pm to 2:00pm	**RACE 3 Start:** All Female Categories
12:45pm	Presentations for RACE 2
2:00pm	**RACE 4:** Registrations / Plate Collections Close
2:15pm	**RACE 4:** Briefing
2:30pm – 4:30pm	**RACE 4 Start:** Elite Male, U23 Male, U19 Male, Expert Male
2:45pm	Presentations for RACE 3
4:45pm	Presentations for RACE 4
5:30pm	**Village Closed**

Prizes / Benefits at State Championship

Podium Prizes for Elite will be awarded for 1st to 5th place and 1st to 3rd for all other Categories. You do not have to reside in Victoria to be awarded a Podium Prize.

If you reside in Victoria you will be competing for the Victorian State Champion Jersey which is awarded to the winner of each category. Gold, Silver and Bronze Medals for each category will be awarded to the 1st, 2nd and 3rd placed competitor that resides in Victoria.

State Champion jerseys may be worn in National Championship and National Series events for the same discipline.

1. In National Championships events where riders are positioned on the starting grid the number 1 position on the grid will be reserved for the reigning National Champion. The proceeding positions will be filled by current State Champions, before any other recognised rankings;
2. In circumstances where a rider has moved up an age category since winning their respective State Championship (e.g. U15 to U17), the rider will be permitted to wear their State Champion jersey in the

National Championship and still receive priority seeding on the starting grid. In some circumstances, this may result in two riders from the same State receiving a State Champion seeded position.

Race Seeding

As per MTBA direction only the current National Champion in the category they are racing will get a call up and be seeded #1 for the State Championships. All other grid positions are "Self-Seeded" please do your best to use common sense when determining your start position.

Race Details by Category

The following is the race laps and start time indicate which wave you are in. There will be a 2-minute gap between each wave.

Category	Start Time	Laps	Wave (2 min)	Colour	Number
UNDER 15 MALE	8:30am	3	1	Red	401-425
MASTERS 5/6 MALE	8:32am	3	2	Purple	426-450
MASTER'S 7+ MALE	8:32am	3	2	Blue	451-475
UNDER 13 MALE	8:34am	1	3	Green	476-500
UNDER 17 MALE	10:30am	4	1	Red	501-550
MASTERS 1/2 MALE	10:32am	4	2	Purple	551-600
MASTERS 3/4 MALE	10:34am	4	3	Blue	601-650
ELITE FEMALE	12:30pm	5	1	Red	101-125
UNDER 23 FEMALE	12:30pm	4	1	Purple	126-150
JUNIOR (U19) FEMALE	12:30pm	4	1	Blue	151-175
EXPERT FEMALE	12:30pm	3	1	Green	176-200
MASTERS 1/2 FEMALE	12:32pm	3	2	Red	201-225
MASTERS 3/4 FEMALE	12:32pm	3	2	Purple	226-250
MASTERS 5/6 FEMALE	12:32pm	3	2	Blue	251-300
MASTERS 7+ FEMALE	12:32pm	3	2	Green	301-325
UNDER 17 FEMALE	12:34pm	3	3	Red	326-350
UNDER 15 FEMALE	12:34pm	2	3	Purple	351-375
UNDER 13 FEMALE	12:34pm	1	3	Blue	376-400
ELITE MALE	2:30pm	6	1	Red	1-25
UNDER 23 MALE	2:30pm	5	1	Purple	26-50
JUNIOR (U19) MALE	2:32pm	5	2	Blue	51-75
EXPERT MALE	2:32pm	4	2	Green	76-100
On the Day Entries	Varies			Black	950-999

Timing

Timing is being run by DURT and can be accessed via link; https://results.durt.com.au/events/vicxcochamps2018
Each of the Race plates will contain the QR to quickly view the results. Please be aware though phone reception at the Race Village is a little dodgy. A TV is provided on site showing live updates.

Course Map

The course is approximately 5.5 km's long. Expected average lap for all competitors is 20 minutes.

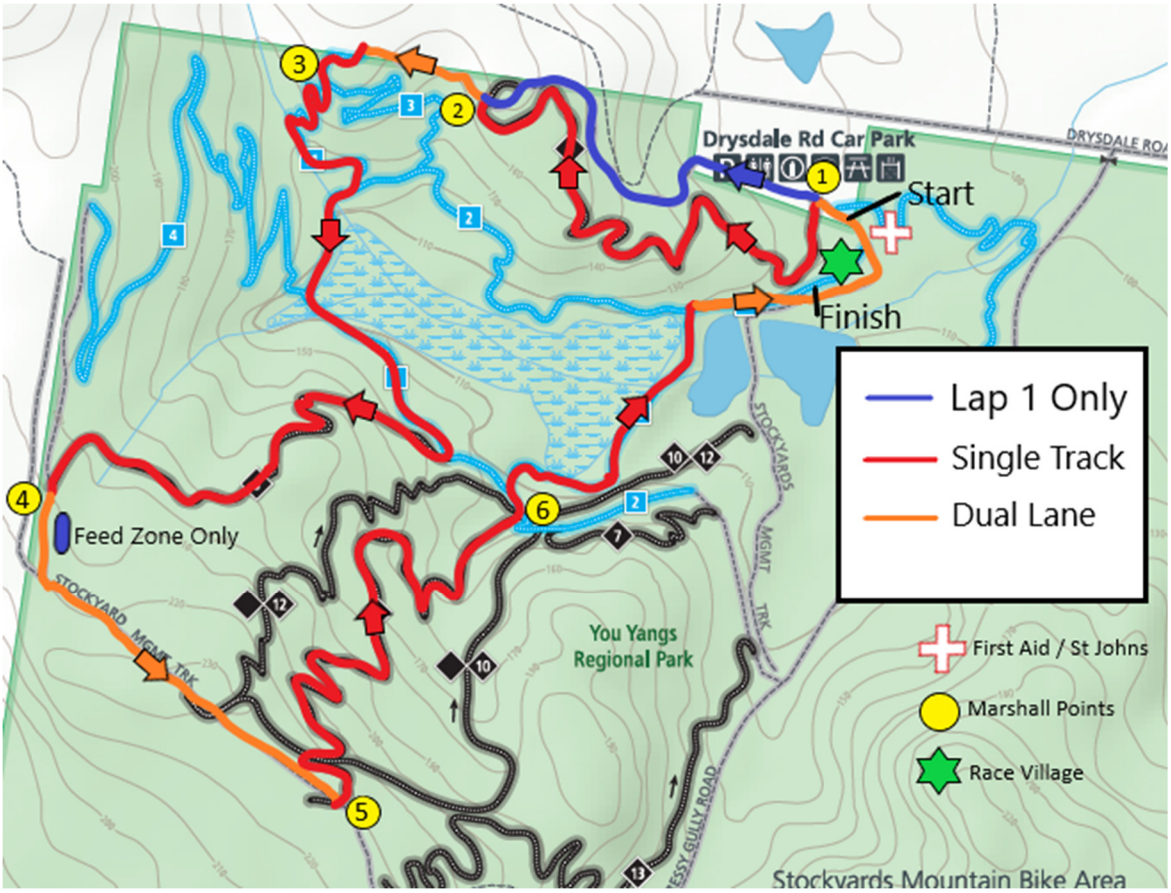

Warm up Location

The following track section can be used for warm up.

Very Very Important

These tracks are not closed and may have many Juniors Dirt Dirt Squirts so show extreme caution and go in the same direction as per map to the right.

The course will be unavailable for warm up between 10:20am and 11:00am when Dirt Squirts are running their own event.

Race Village

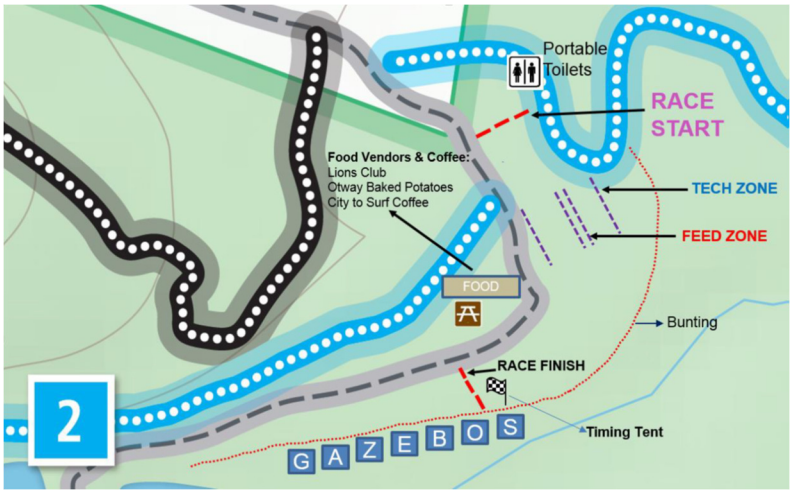

The following facilities will be available.

- On Site Toilets
- Food & Drinks, Lions (BBQ), Otway Baked Potatoes
- Coffee Hot Drinks – City to Surf Coffee
- No Bike Wash Facilities are available, this is due to no running water available on site.
- 4 x St Johns Officers and Support Van is available during both Practise and Race day.

Tech and Feed Zone

The following is the map of the Tech and Feed Zone prior to the Start Zone, a second feed zone (only) is located at the fire road after the Lactic Acid (Track 6) Climb. No Technical Support is to be provide here.

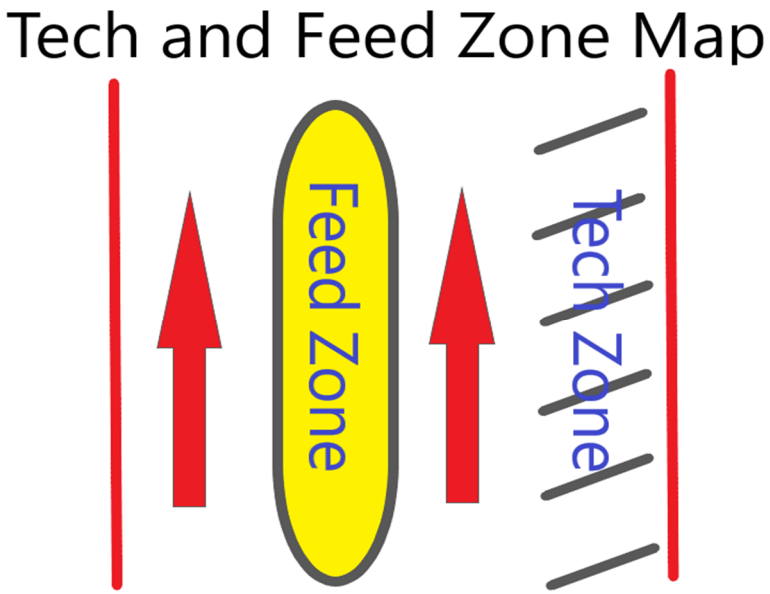

Safety

• Medical Services are available in the main event village and Marshalls are located around the course with Radio Contact to the Race Director and Medical Services
• All riders must wear a helmet during all times when racing or practising
• Riders are reminded to look after each other during the day.
• Please Note there are often a number of brown snakes in the park, we ask that you leave them be and let them move on if you encounter one.

Rules and Penalties

• Penalties will be applied for infringements to rules, please refer to the following document for further information. https://www.mtba.org.au/wp-content/uploads/Mountain-Bike-Tecnical-Regulations-CLUB-REGIONAL-LEVEL-EVENTS-V2.0-PUBLISHED-24-MAY-2018.pdf

Note: Lapped Riders may be pulled from the event at the discretion of the Race Commissaire, this is to ensure safety and the event schedule is adhered to.

Venue Location and Parking

Parking: Drysdale Car Park or along Drysdale Road when Car Park becomes full.

Venue Address: Drysdale Road Carpark - You Yangs MTB (LOT 10A Drysdale Rd, Little River Vic)

Contacts and Link

Please send through any questions to geelong.mtb.club@gmail.com

Link to Event on Facebook: https://www.facebook.com/events/2135924530012962/

Link to GMBC Facebook: https://www.facebook.com/GeelongMTB/

Instagram: geelong.mtb.club

GEELONG MOUNTAIN BIKE CLUB

Parks VICTORIA
Healthy Parks Healthy People

mtba

Lions Club of Lara

City to Surf Mobile Cafe

Otway GOLDEN BAKED POTATOES

SALTER CYCLES