

WEMBO 2023 World Championships
Final Results : by Category : Lap Splits for each Rider

Male Elite



Place	Laps	Time	Lap #	Time	Spd	Rider #	Rider Name	Age
1	27	22:16:46	27	50:43	16.80	1	Cory Wallace	39
			26	49:40	17.15	1	Cory Wallace	39
			25	46:54	18.17	1	Cory Wallace	39
			24	46:49	18.20	1	Cory Wallace	39
			23	55:43	15.29	1	Cory Wallace	39
			22	59:08	14.41	1	Cory Wallace	39
			21	54:41	15.58	1	Cory Wallace	39
			20	1:03:14	13.47	1	Cory Wallace	39
			19	55:49	15.26	1	Cory Wallace	39
			18	53:47	15.84	1	Cory Wallace	39
			17	52:30	16.23	1	Cory Wallace	39
			16	53:25	15.95	1	Cory Wallace	39
			15	51:02	16.69	1	Cory Wallace	39
			14	50:03	17.02	1	Cory Wallace	39
			13	49:14	17.31	1	Cory Wallace	39
			12	48:05	17.72	1	Cory Wallace	39
			11	48:44	17.48	1	Cory Wallace	39
			10	46:42	18.24	1	Cory Wallace	39
			9	45:42	18.64	1	Cory Wallace	39
			8	44:37	19.10	1	Cory Wallace	39
			7	46:55	18.16	1	Cory Wallace	39
			6	44:57	18.95	1	Cory Wallace	39
			5	44:01	19.36	1	Cory Wallace	39
			4	43:55	19.40	1	Cory Wallace	39
			3	43:28	19.60	1	Cory Wallace	39
			2	42:17	20.15	1	Cory Wallace	39
			1	44:41		1	Cory Wallace	39
2	26	22:10:52	26	54:53	15.52	2	Jason English	43
			25	52:42	16.17	2	Jason English	43
			24	52:23	16.26	2	Jason English	43
			23	49:08	17.34	2	Jason English	43
			22	53:29	15.93	2	Jason English	43
			21	56:22	15.12	2	Jason English	43
			20	1:02:37	13.61	2	Jason English	43
			19	58:35	14.54	2	Jason English	43
			18	57:25	14.84	2	Jason English	43
			17	58:40	14.52	2	Jason English	43
			16	58:01	14.69	2	Jason English	43
			15	55:48	15.27	2	Jason English	43
			14	55:27	15.37	2	Jason English	43
			13	53:16	15.99	2	Jason English	43
			12	52:01	16.38	2	Jason English	43
			11	50:24	16.90	2	Jason English	43
			10	47:32	17.92	2	Jason English	43
			9	47:05	18.10	2	Jason English	43
			8	46:48	18.21	2	Jason English	43
			7	44:58	18.95	2	Jason English	43
6	44:51	19.00	2	Jason English	43			
5	43:58	19.38	2	Jason English	43			
4	43:54	19.41	2	Jason English	43			
3	42:47	19.91	2	Jason English	43			
2	43:07	19.76	2	Jason English	43			
1	44:41		2	Jason English	43			






WEMBO 2023 World Championships
Final Results : by Category : Lap Splits for each Rider

Male Elite

Place	Laps	Time	Lap #	Time	Spd	Rider #	Rider Name	Age
3	25	24:35:01	25	1:08:55	12.36	7	James Cook	33
			24	1:11:28	11.92	7	James Cook	33
			23	1:07:51	12.56	7	James Cook	33
			22	1:12:03	11.83	7	James Cook	33
			21	1:04:42	13.17	7	James Cook	33
			20	1:02:06	13.72	7	James Cook	33
			19	1:04:12	13.27	7	James Cook	33
			18	1:09:08	12.32	7	James Cook	33
			17	1:05:02	13.10	7	James Cook	33
			16	1:02:32	13.62	7	James Cook	33
			15	59:58	14.21	7	James Cook	33
			14	1:00:20	14.12	7	James Cook	33
			13	59:33	14.31	7	James Cook	33
			12	59:39	14.28	7	James Cook	33
			11	57:59	14.69	7	James Cook	33
			10	53:30	15.93	7	James Cook	33
			9	54:05	15.75	7	James Cook	33
			8	54:30	15.63	7	James Cook	33
			7	52:35	16.20	7	James Cook	33
			6	52:17	16.30	7	James Cook	33
			5	51:13	16.64	7	James Cook	33
			4	48:08	17.70	7	James Cook	33
			3	48:21	17.62	7	James Cook	33
			2	47:52	17.80	7	James Cook	33
			1	47:02		7	James Cook	33
James Cook (AUS)								
								
4	24	24:11:29	24	1:10:07	12.15	4	Matt Potts	33
			23	1:06:45	12.76	4	Matt Potts	33
			22	1:07:15	12.67	4	Matt Potts	33
			21	1:00:46	14.02	4	Matt Potts	33
			20	1:06:04	12.90	4	Matt Potts	33
			19	1:08:18	12.47	4	Matt Potts	33
			18	1:04:40	13.18	4	Matt Potts	33
			17	1:02:10	13.71	4	Matt Potts	33
			16	1:01:06	13.94	4	Matt Potts	33
			15	1:12:27	11.76	4	Matt Potts	33
			14	1:07:43	12.58	4	Matt Potts	33
			13	1:05:26	13.02	4	Matt Potts	33
			12	57:28	14.83	4	Matt Potts	33
			11	57:09	14.91	4	Matt Potts	33
			10	59:11	14.40	4	Matt Potts	33
			9	55:47	15.27	4	Matt Potts	33
			8	55:29	15.36	4	Matt Potts	33
			7	55:19	15.40	4	Matt Potts	33
			6	54:38	15.59	4	Matt Potts	33
			5	56:50	14.99	4	Matt Potts	33
			4	56:38	15.04	4	Matt Potts	33
			3	51:27	16.56	4	Matt Potts	33
			2	49:24	17.25	4	Matt Potts	33
			1	49:22		4	Matt Potts	33
			Matt Potts (ENG)					
								





WEMBO 2023 World Championships
Final Results : by Category : Lap Splits for each Rider

Male Elite

Place	Laps	Time	Lap #	Time	Spd	Rider #	Rider Name	Age
5	24	24:36:11	24	1:00:07	14.17	8	Joris Van Der Tang	44
			23	58:37	14.54	8	Joris Van Der Tang	44
			22	1:29:23	9.53	8	Joris Van Der Tang	44
			21	1:05:50	12.94	8	Joris Van Der Tang	44
			20	1:10:29	12.09	8	Joris Van Der Tang	44
			19	1:53:21	7.52	8	Joris Van Der Tang	44
			18	1:13:14	11.63	8	Joris Van Der Tang	44
			17	1:07:34	12.61	8	Joris Van Der Tang	44
			16	1:03:50	13.35	8	Joris Van Der Tang	44
			15	1:01:20	13.89	8	Joris Van Der Tang	44
			14	1:02:00	13.74	8	Joris Van Der Tang	44
			13	1:00:54	13.99	8	Joris Van Der Tang	44
			12	56:13	15.16	8	Joris Van Der Tang	44
			11	57:26	14.83	8	Joris Van Der Tang	44
			10	57:56	14.71	8	Joris Van Der Tang	44
			9	53:31	15.92	8	Joris Van Der Tang	44
			8	52:45	16.15	8	Joris Van Der Tang	44
			7	52:03	16.37	8	Joris Van Der Tang	44
			6	51:44	16.47	8	Joris Van Der Tang	44
			5	51:10	16.65	8	Joris Van Der Tang	44
			4	51:01	16.70	8	Joris Van Der Tang	44
			3	49:15	17.30	8	Joris Van Der Tang	44
			2	48:29	17.57	8	Joris Van Der Tang	44
			1	47:59		8	Joris Van Der Tang	44


Joris Van Der Tang (AUS)



6	23	23:54:51	23	1:08:27	12.45	5	Adrian Davis	29
			22	1:16:05	11.20	5	Adrian Davis	29
			21	1:09:50	12.20	5	Adrian Davis	29
			20	1:07:59	12.53	5	Adrian Davis	29
			19	1:06:15	12.86	5	Adrian Davis	29
			18	1:12:11	11.80	5	Adrian Davis	29
			17	1:08:03	12.52	5	Adrian Davis	29
			16	1:13:28	11.60	5	Adrian Davis	29
			15	1:09:34	12.25	5	Adrian Davis	29
			14	1:10:38	12.06	5	Adrian Davis	29
			13	1:03:53	13.34	5	Adrian Davis	29
			12	1:03:27	13.43	5	Adrian Davis	29
			11	1:03:50	13.35	5	Adrian Davis	29
			10	59:48	14.25	5	Adrian Davis	29
			9	58:37	14.54	5	Adrian Davis	29
			8	56:27	15.09	5	Adrian Davis	29
			7	56:42	15.03	5	Adrian Davis	29
			6	53:29	15.93	5	Adrian Davis	29
			5	55:16	15.42	5	Adrian Davis	29
			4	52:22	16.27	5	Adrian Davis	29
			3	49:41	17.15	5	Adrian Davis	29
			2	49:04	17.36	5	Adrian Davis	29
			1	49:45		5	Adrian Davis	29

Adrian Davis (AUS)





WEMBO 2023 World Championships
Final Results : by Category : Lap Splits for each Rider

Male Elite

Place	Laps	Time	Lap #	Time	Spd	Rider #	Rider Name	Age
7	22	23:48:06	22	1:13:29	11.59	6	Kevin Pullen	43
			21	1:15:51	11.23	6	Kevin Pullen	43
			20	1:05:42	12.97	6	Kevin Pullen	43
			19	1:00:53	13.99	6	Kevin Pullen	43
			18	1:16:44	11.10	6	Kevin Pullen	43
			17	1:40:55	8.44	6	Kevin Pullen	43
			16	1:18:04	10.91	6	Kevin Pullen	43
			15	1:13:39	11.57	6	Kevin Pullen	43
			14	1:07:56	12.54	6	Kevin Pullen	43
			13	1:08:18	12.47	6	Kevin Pullen	43
			12	1:03:04	13.51	6	Kevin Pullen	43
			11	1:04:42	13.17	6	Kevin Pullen	43
			10	1:03:52	13.34	6	Kevin Pullen	43
			9	1:00:14	14.14	6	Kevin Pullen	43
			8	59:09	14.40	6	Kevin Pullen	43
			7	57:15	14.88	6	Kevin Pullen	43
			6	53:40	15.88	6	Kevin Pullen	43
			5	55:18	15.41	6	Kevin Pullen	43
			4	53:53	15.81	6	Kevin Pullen	43
			3	52:25	16.25	6	Kevin Pullen	43
			2	52:04	16.36	6	Kevin Pullen	43
			1	50:59		6	Kevin Pullen	43


Kevin Pullen (AUS)



8	21	23:54:50	21	1:12:19	11.78	10	Thomas Vidler	23
			20	1:20:32	10.58	10	Thomas Vidler	23
			19	1:08:15	12.48	10	Thomas Vidler	23
			18	1:27:25	9.75	10	Thomas Vidler	23
			17	1:20:26	10.59	10	Thomas Vidler	23
			16	1:33:41	9.09	10	Thomas Vidler	23
			15	1:11:30	11.92	10	Thomas Vidler	23
			14	1:07:55	12.54	10	Thomas Vidler	23
			13	1:04:19	13.25	10	Thomas Vidler	23
			12	1:04:05	13.30	10	Thomas Vidler	23
			11	1:14:42	11.41	10	Thomas Vidler	23
			10	1:01:42	13.81	10	Thomas Vidler	23
			9	1:02:29	13.64	10	Thomas Vidler	23
			8	1:03:56	13.33	10	Thomas Vidler	23
			7	1:13:11	11.64	10	Thomas Vidler	23
			6	58:30	14.56	10	Thomas Vidler	23
			5	1:00:42	14.04	10	Thomas Vidler	23
			4	59:32	14.31	10	Thomas Vidler	23
			3	58:20	14.61	10	Thomas Vidler	23
			2	55:35	15.33	10	Thomas Vidler	23
			1	55:44		10	Thomas Vidler	23

Thomas Vidler (AUS)





WEMBO 2023 World Championships
Final Results : by Category : Lap Splits for each Rider

Male Elite

Place	Laps	Time	Lap #	Time	Spd	Rider #	Rider Name	Age
9	19	23:02:21	19	1:19:34	10.71	12	Chris Humphries	40
			18	1:11:08	11.98	12	Chris Humphries	40
			17	1:13:37	11.57	12	Chris Humphries	40
			16	2:44:26	5.18	12	Chris Humphries	40
			15	1:24:24	10.09	12	Chris Humphries	40
			14	1:23:32	10.20	12	Chris Humphries	40
			13	1:33:47	9.08	12	Chris Humphries	40
			12	1:18:09	10.90	12	Chris Humphries	40
			11	1:04:09	13.28	12	Chris Humphries	40
			10	1:00:51	14.00	12	Chris Humphries	40
			9	1:02:18	13.68	12	Chris Humphries	40
			8	1:01:16	13.91	12	Chris Humphries	40
			7	1:09:11	12.32	12	Chris Humphries	40
			6	57:53	14.72	12	Chris Humphries	40
			5	58:10	14.65	12	Chris Humphries	40
			4	56:17	15.14	12	Chris Humphries	40
			3	54:24	15.66	12	Chris Humphries	40
			2	53:48	15.84	12	Chris Humphries	40
			1	55:27		12	Chris Humphries	40


Chris Humphries (AUS)



10	18	23:07:34	18	1:21:24	10.47	11	Bryson Bowers	36
			17	1:49:08	7.81	11	Bryson Bowers	36
			16	1:51:12	7.66	11	Bryson Bowers	36
			15	1:33:42	9.09	11	Bryson Bowers	36
			14	1:26:31	9.85	11	Bryson Bowers	36
			13	1:27:37	9.72	11	Bryson Bowers	36
			12	1:17:41	10.97	11	Bryson Bowers	36
			11	1:24:01	10.14	11	Bryson Bowers	36
			10	1:14:22	11.46	11	Bryson Bowers	36
			9	1:14:20	11.46	11	Bryson Bowers	36
			8	1:15:47	11.24	11	Bryson Bowers	36
			7	1:15:57	11.22	11	Bryson Bowers	36
			6	1:05:29	13.01	11	Bryson Bowers	36
			5	1:03:58	13.32	11	Bryson Bowers	36
			4	58:36	14.54	11	Bryson Bowers	36
			3	57:59	14.69	11	Bryson Bowers	36
			2	55:14	15.43	11	Bryson Bowers	36
			1	54:36		11	Bryson Bowers	36

Bryson Bowers (CAN)





WEMBO 2023 World Championships
Final Results : by Category : Lap Splits for each Rider

Female Elite

Place	Laps	Time	Lap #	Time	Spd	Rider #	Rider Name	Age
1	25	25:07:10	25	1:22:00	10.39	23	Kate Kellett	43
			24	1:07:46	12.57	23	Kate Kellett	43
			23	1:05:28	13.01	23	Kate Kellett	43
			22	1:05:10	13.07	23	Kate Kellett	43
			21	1:00:29	14.09	23	Kate Kellett	43
			20	1:05:45	12.96	23	Kate Kellett	43
			19	1:05:56	12.92	23	Kate Kellett	43
			18	1:04:35	13.19	23	Kate Kellett	43
			17	1:02:44	13.58	23	Kate Kellett	43
			16	1:00:46	14.02	23	Kate Kellett	43
			15	59:52	14.23	23	Kate Kellett	43
			14	1:01:14	13.91	23	Kate Kellett	43
			13	1:01:41	13.81	23	Kate Kellett	43
			12	1:04:52	13.13	23	Kate Kellett	43
			11	1:01:04	13.95	23	Kate Kellett	43
			10	58:38	14.53	23	Kate Kellett	43
			9	57:53	14.72	23	Kate Kellett	43
			8	55:39	15.31	23	Kate Kellett	43
			7	52:52	16.12	23	Kate Kellett	43
			6	51:38	16.50	23	Kate Kellett	43
			5	53:00	16.08	23	Kate Kellett	43
			4	52:19	16.29	23	Kate Kellett	43
			3	52:11	16.33	23	Kate Kellett	43
			2	51:12	16.64	23	Kate Kellett	43
			1	52:26		23	Kate Kellett	43


Kate Kellett (AUS)



2	24	24:08:30	24	1:09:19	12.29	22	Kaydee Rath	37
			23	1:10:11	12.14	22	Kaydee Rath	37
			22	1:06:50	12.75	22	Kaydee Rath	37
			21	1:04:20	13.24	22	Kaydee Rath	37
			20	1:02:29	13.64	22	Kaydee Rath	37
			19	1:02:10	13.71	22	Kaydee Rath	37
			18	1:04:22	13.24	22	Kaydee Rath	37
			17	1:02:47	13.57	22	Kaydee Rath	37
			16	1:05:46	12.95	22	Kaydee Rath	37
			15	1:05:28	13.01	22	Kaydee Rath	37
			14	1:02:27	13.64	22	Kaydee Rath	37
			13	1:00:55	13.99	22	Kaydee Rath	37
			12	1:00:47	14.02	22	Kaydee Rath	37
			11	1:01:04	13.95	22	Kaydee Rath	37
			10	1:00:16	14.14	22	Kaydee Rath	37
			9	1:01:37	13.83	22	Kaydee Rath	37
			8	59:43	14.27	22	Kaydee Rath	37
			7	55:13	15.43	22	Kaydee Rath	37
			6	52:31	16.22	22	Kaydee Rath	37
			5	53:45	15.85	22	Kaydee Rath	37
			4	52:41	16.17	22	Kaydee Rath	37
			3	52:37	16.19	22	Kaydee Rath	37
			2	50:22	16.92	22	Kaydee Rath	37
			1	50:50		22	Kaydee Rath	37

Kaydee Rath (USA)





WEMBO 2023 World Championships
Final Results : by Category : Lap Splits for each Rider

Female Elite

Place	Laps	Time	Lap #	Time	Spd	Rider #	Rider Name	Age
3	23	23:34:57	23	1:12:23	11.77	21	Chelsey Magness	39
			22	1:09:25	12.27	21	Chelsey Magness	39
			21	1:05:02	13.10	21	Chelsey Magness	39
			20	1:02:12	13.70	21	Chelsey Magness	39
			19	1:00:06	14.18	21	Chelsey Magness	39
			18	1:01:23	13.88	21	Chelsey Magness	39
			17	1:02:46	13.57	21	Chelsey Magness	39
			16	1:03:42	13.38	21	Chelsey Magness	39
			15	1:06:21	12.84	21	Chelsey Magness	39
			14	1:04:01	13.31	21	Chelsey Magness	39
			13	1:04:42	13.17	21	Chelsey Magness	39
			12	1:03:28	13.42	21	Chelsey Magness	39
			11	1:03:59	13.32	21	Chelsey Magness	39
			10	1:00:58	13.97	21	Chelsey Magness	39
			9	1:00:25	14.10	21	Chelsey Magness	39
			8	1:09:23	12.28	21	Chelsey Magness	39
			7	58:12	14.64	21	Chelsey Magness	39
			6	57:45	14.75	21	Chelsey Magness	39
			5	55:10	15.44	21	Chelsey Magness	39
			4	55:10	15.44	21	Chelsey Magness	39
			3	53:19	15.98	21	Chelsey Magness	39
			2	52:30	16.23	21	Chelsey Magness	39
			1	52:35		21	Chelsey Magness	39


Chelsey Magness (USA)



4	22	23:41:05	22	1:12:40	11.72	151	Ronel Cook	48
			21	1:14:11	11.49	151	Ronel Cook	48
			20	1:09:07	12.33	151	Ronel Cook	48
			19	1:09:33	12.25	151	Ronel Cook	48
			18	1:10:33	12.08	151	Ronel Cook	48
			17	1:09:40	12.23	151	Ronel Cook	48
			16	1:09:23	12.28	151	Ronel Cook	48
			15	1:05:40	12.97	151	Ronel Cook	48
			14	1:07:46	12.57	151	Ronel Cook	48
			13	1:09:26	12.27	151	Ronel Cook	48
			12	1:05:11	13.07	151	Ronel Cook	48
			11	1:04:40	13.18	151	Ronel Cook	48
			10	1:05:11	13.07	151	Ronel Cook	48
			9	1:02:28	13.64	151	Ronel Cook	48
			8	1:02:00	13.74	151	Ronel Cook	48
			7	1:02:39	13.60	151	Ronel Cook	48
			6	1:00:38	14.05	151	Ronel Cook	48
			5	56:45	15.01	151	Ronel Cook	48
			4	56:02	15.21	151	Ronel Cook	48
			3	55:52	15.25	151	Ronel Cook	48
			2	55:29	15.36	151	Ronel Cook	48
			1	56:11		151	Ronel Cook	48

Ronel Cook (NZL)





WEMBO 2023 World Championships
Final Results : by Category : Lap Splits for each Rider

Female Elite

Place	Laps	Time	Lap #	Time	Spd	Rider #	Rider Name	Age
5	20	20:39:55	20	1:17:17	11.02	25	Holly Harris	28
			19	1:09:13	12.31	25	Holly Harris	28
			18	1:08:07	12.51	25	Holly Harris	28
			17	1:08:46	12.39	25	Holly Harris	28
			16	1:10:28	12.09	25	Holly Harris	28
			15	1:07:51	12.56	25	Holly Harris	28
			14	1:04:16	13.26	25	Holly Harris	28
			13	59:35	14.30	25	Holly Harris	28
			12	1:02:42	13.59	25	Holly Harris	28
			11	1:05:17	13.05	25	Holly Harris	28
			10	1:02:51	13.56	25	Holly Harris	28
			9	1:02:08	13.71	25	Holly Harris	28
			8	1:00:11	14.16	25	Holly Harris	28
			7	57:03	14.93	25	Holly Harris	28
			6	56:24	15.11	25	Holly Harris	28
			5	56:55	14.97	25	Holly Harris	28
			4	57:12	14.90	25	Holly Harris	28
			3	52:48	16.14	25	Holly Harris	28
			2	50:02	17.03	25	Holly Harris	28
			1	50:49		25	Holly Harris	28

Holly Harris (AUS)



6	19	24:48:08	19	2:11:15	6.49	24	Julie Kelly	51
			18	1:40:02	8.52	24	Julie Kelly	51
			17	1:31:29	9.31	24	Julie Kelly	51
			16	1:26:38	9.83	24	Julie Kelly	51
			15	1:44:43	8.14	24	Julie Kelly	51
			14	1:33:02	9.16	24	Julie Kelly	51
			13	1:19:33	10.71	24	Julie Kelly	51
			12	1:19:54	10.66	24	Julie Kelly	51
			11	1:23:20	10.22	24	Julie Kelly	51
			10	1:14:41	11.41	24	Julie Kelly	51
			9	1:09:26	12.27	24	Julie Kelly	51
			8	1:08:21	12.47	24	Julie Kelly	51
			7	1:07:24	12.64	24	Julie Kelly	51
			6	1:02:08	13.71	24	Julie Kelly	51
			5	1:01:24	13.88	24	Julie Kelly	51
			4	1:00:45	14.02	24	Julie Kelly	51
			3	58:48	14.49	24	Julie Kelly	51
			2	59:22	14.35	24	Julie Kelly	51
			1	55:53		24	Julie Kelly	51



Julie Kelly (CAN)






WEMBO 2023 World Championships
Final Results : by Category : Lap Splits for each Rider

Male SingleSpeed

Place	Laps	Time	Lap #	Time	Spd	Rider #	Rider Name	Age
1	24	23:34:56	24	1:06:11	12.87	33	Bashier Wattad-Graeber	49
			23	1:06:11	12.87	33	Bashier Wattad-Graeber	49
			22	1:03:43	13.37	33	Bashier Wattad-Graeber	49
			21	1:02:15	13.69	33	Bashier Wattad-Graeber	49
			20	1:04:11	13.27	33	Bashier Wattad-Graeber	49
			19	1:06:01	12.91	33	Bashier Wattad-Graeber	49
			18	1:01:19	13.90	33	Bashier Wattad-Graeber	49
			17	1:02:51	13.56	33	Bashier Wattad-Graeber	49
			16	1:02:55	13.54	33	Bashier Wattad-Graeber	49
			15	58:15	14.63	33	Bashier Wattad-Graeber	49
			14	58:22	14.60	33	Bashier Wattad-Graeber	49
			13	1:01:33	13.84	33	Bashier Wattad-Graeber	49
			12	59:30	14.32	33	Bashier Wattad-Graeber	49
			11	59:15	14.38	33	Bashier Wattad-Graeber	49
			10	58:44	14.51	33	Bashier Wattad-Graeber	49
			9	55:32	15.34	33	Bashier Wattad-Graeber	49
			8	54:06	15.75	33	Bashier Wattad-Graeber	49
			7	55:49	15.26	33	Bashier Wattad-Graeber	49
			6	52:02	16.37	33	Bashier Wattad-Graeber	49
			5	51:29	16.55	33	Bashier Wattad-Graeber	49
			4	51:39	16.50	33	Bashier Wattad-Graeber	49
			3	52:03	16.37	33	Bashier Wattad-Graeber	49
			2	53:04	16.06	33	Bashier Wattad-Graeber	49
			1	57:56		33	Bashier Wattad-Graeber	49
Bashier Wattad-Graeber (AUS)								
								
2	22	23:29:12	22	1:07:55	12.54	36	Paul Cornish	44
			21	1:05:34	12.99	36	Paul Cornish	44
			20	57:09	14.91	36	Paul Cornish	44
			19	1:02:32	13.62	36	Paul Cornish	44
			18	1:01:35	13.83	36	Paul Cornish	44
			17	1:09:11	12.32	36	Paul Cornish	44
			16	1:10:12	12.14	36	Paul Cornish	44
			15	1:04:58	13.11	36	Paul Cornish	44
			14	1:05:14	13.06	36	Paul Cornish	44
			13	1:10:28	12.09	36	Paul Cornish	44
			12	1:13:39	11.57	36	Paul Cornish	44
			11	1:07:22	12.65	36	Paul Cornish	44
			10	1:28:19	9.65	36	Paul Cornish	44
			9	1:03:24	13.44	36	Paul Cornish	44
			8	1:05:48	12.95	36	Paul Cornish	44
			7	1:00:57	13.98	36	Paul Cornish	44
			6	59:22	14.35	36	Paul Cornish	44
			5	57:00	14.95	36	Paul Cornish	44
			4	55:43	15.29	36	Paul Cornish	44
			3	53:51	15.82	36	Paul Cornish	44
2	54:28	15.64	36	Paul Cornish	44			
1	54:31		36	Paul Cornish	44			
Paul Cornish (AUS)								
								





WEMBO 2023 World Championships
Final Results : by Category : Lap Splits for each Rider

Male SingleSpeed

Place	Laps	Time	Lap #	Time	Spd	Rider #	Rider Name	Age
3	22	24:37:55	22	1:05:27	13.02	41	Adam Nicholson	44
			21	1:04:09	13.28	41	Adam Nicholson	44
			20	1:05:51	12.94	41	Adam Nicholson	44
			19	1:08:31	12.43	41	Adam Nicholson	44
			18	1:03:37	13.39	41	Adam Nicholson	44
			17	1:07:27	12.63	41	Adam Nicholson	44
			16	1:06:57	12.73	41	Adam Nicholson	44
			15	1:12:02	11.83	41	Adam Nicholson	44
			14	1:12:22	11.77	41	Adam Nicholson	44
			13	1:12:06	11.82	41	Adam Nicholson	44
			12	1:17:25	11.01	41	Adam Nicholson	44
			11	1:29:07	9.56	41	Adam Nicholson	44
			10	1:12:19	11.78	41	Adam Nicholson	44
			9	1:12:34	11.74	41	Adam Nicholson	44
			8	1:07:38	12.60	41	Adam Nicholson	44
			7	1:05:23	13.03	41	Adam Nicholson	44
			6	1:04:20	13.24	41	Adam Nicholson	44
			5	1:01:32	13.85	41	Adam Nicholson	44
			4	57:27	14.83	41	Adam Nicholson	44
			3	56:38	15.04	41	Adam Nicholson	44
			2	57:05	14.93	41	Adam Nicholson	44
			1	57:58		41	Adam Nicholson	44


Adam Nicholson (AUS)



4	22	24:43:28	22	1:04:21	13.24	39	Brendon Munge	45
			21	1:04:18	13.25	39	Brendon Munge	45
			20	1:06:46	12.76	39	Brendon Munge	45
			19	1:06:00	12.91	39	Brendon Munge	45
			18	1:10:35	12.07	39	Brendon Munge	45
			17	1:14:20	11.46	39	Brendon Munge	45
			16	1:21:07	10.50	39	Brendon Munge	45
			15	1:25:26	9.97	39	Brendon Munge	45
			14	1:18:32	10.85	39	Brendon Munge	45
			13	1:09:49	12.20	39	Brendon Munge	45
			12	1:10:01	12.17	39	Brendon Munge	45
			11	1:10:13	12.13	39	Brendon Munge	45
			10	1:06:43	12.77	39	Brendon Munge	45
			9	1:04:14	13.26	39	Brendon Munge	45
			8	1:02:32	13.62	39	Brendon Munge	45
			7	1:00:08	14.17	39	Brendon Munge	45
			6	1:08:59	12.35	39	Brendon Munge	45
			5	1:00:52	14.00	39	Brendon Munge	45
			4	1:01:10	13.93	39	Brendon Munge	45
			3	59:59	14.20	39	Brendon Munge	45
			2	58:49	14.49	39	Brendon Munge	45
			1	58:34		39	Brendon Munge	45

Brendon Munge (AUS)





WEMBO 2023 World Championships
Final Results : by Category : Lap Splits for each Rider

Male SingleSpeed

Place	Laps	Time	Lap #	Time	Spd	Rider #	Rider Name	Age
5	20	22:49:27	20	1:31:48	9.28	38	Richard Peil	56
			19	1:32:33	9.21	38	Richard Peil	56
			18	1:28:16	9.65	38	Richard Peil	56
			17	1:18:39	10.83	38	Richard Peil	56
			16	1:21:04	10.51	38	Richard Peil	56
			15	1:21:03	10.51	38	Richard Peil	56
			14	1:15:56	11.22	38	Richard Peil	56
			13	1:06:15	12.86	38	Richard Peil	56
			12	1:10:36	12.07	38	Richard Peil	56
			11	1:06:40	12.78	38	Richard Peil	56
			10	1:04:24	13.23	38	Richard Peil	56
			9	1:01:15	13.91	38	Richard Peil	56
			8	58:15	14.63	38	Richard Peil	56
			7	58:06	14.66	38	Richard Peil	56
			6	55:52	15.25	38	Richard Peil	56
			5	58:24	14.59	38	Richard Peil	56
			4	55:56	15.23	38	Richard Peil	56
			3	54:28	15.64	38	Richard Peil	56
			2	53:27	15.94	38	Richard Peil	56
			1	56:30		38	Richard Peil	56

Richard Peil (AUS)



6	19	23:28:48	19	1:15:23	11.30	34	James Maguire	48
			18	1:17:21	11.01	34	James Maguire	48
			17	1:32:28	9.21	34	James Maguire	48
			16	1:34:09	9.05	34	James Maguire	48
			15	1:20:25	10.59	34	James Maguire	48
			14	1:19:20	10.74	34	James Maguire	48
			13	1:24:34	10.07	34	James Maguire	48
			12	1:16:32	11.13	34	James Maguire	48
			11	1:11:56	11.84	34	James Maguire	48
			10	1:16:09	11.19	34	James Maguire	48
			9	1:14:23	11.45	34	James Maguire	48
			8	1:11:48	11.87	34	James Maguire	48
			7	1:09:03	12.34	34	James Maguire	48
			6	1:08:12	12.49	34	James Maguire	48
			5	1:05:24	13.03	34	James Maguire	48
			4	1:09:26	12.27	34	James Maguire	48
			3	1:04:43	13.17	34	James Maguire	48
			2	57:57	14.70	34	James Maguire	48
			1	59:35		34	James Maguire	48

James Maguire (NZL)





WEMBO 2023 World Championships
Final Results : by Category : Lap Splits for each Rider

Male SingleSpeed


Place	Laps	Time	Lap #	Time	Spd	Rider #	Rider Name	Age
7	19	23:38:45	19	1:32:03	9.26	35	Stephen Cornish	44
			18	1:33:43	9.09	35	Stephen Cornish	44
			17	1:25:10	10.00	35	Stephen Cornish	44
			16	1:26:12	9.88	35	Stephen Cornish	44
			15	1:29:57	9.47	35	Stephen Cornish	44
			14	1:19:15	10.75	35	Stephen Cornish	44
			13	1:20:16	10.61	35	Stephen Cornish	44
			12	1:19:49	10.67	35	Stephen Cornish	44
			11	1:12:25	11.77	35	Stephen Cornish	44
			10	1:09:01	12.34	35	Stephen Cornish	44
			9	1:10:25	12.10	35	Stephen Cornish	44
			8	1:08:28	12.44	35	Stephen Cornish	44
			7	1:09:58	12.18	35	Stephen Cornish	44
			6	1:05:13	13.06	35	Stephen Cornish	44
			5	1:10:47	12.04	35	Stephen Cornish	44
			4	1:08:05	12.51	35	Stephen Cornish	44
			3	1:01:39	13.82	35	Stephen Cornish	44
			2	59:51	14.24	35	Stephen Cornish	44
			1	56:28		35	Stephen Cornish	44


Stephen Cornish (AUS)



8	19	24:03:21	19	1:36:06	8.87	31	Andrew Howett	42
			18	1:27:15	9.77	31	Andrew Howett	42
			17	1:20:46	10.55	31	Andrew Howett	42
			16	1:33:28	9.12	31	Andrew Howett	42
			15	1:29:15	9.55	31	Andrew Howett	42
			14	2:08:13	6.65	31	Andrew Howett	42
			13	1:24:25	10.09	31	Andrew Howett	42
			12	1:19:59	10.65	31	Andrew Howett	42
			11	1:16:53	11.08	31	Andrew Howett	42
			10	1:11:59	11.84	31	Andrew Howett	42
			9	1:08:28	12.44	31	Andrew Howett	42
			8	1:13:02	11.67	31	Andrew Howett	42
			7	1:05:11	13.07	31	Andrew Howett	42
			6	1:06:00	12.91	31	Andrew Howett	42
			5	1:00:59	13.97	31	Andrew Howett	42
			4	58:33	14.55	31	Andrew Howett	42
			3	56:41	15.03	31	Andrew Howett	42
			2	52:55	16.10	31	Andrew Howett	42
			1	53:13		31	Andrew Howett	42

Andrew Howett (GBR)





WEMBO 2023 World Championships
Final Results : by Category : Lap Splits for each Rider

Male SingleSpeed

Place	Laps	Time	Lap #	Time	Spd	Rider #	Rider Name	Age
9	18	20:22:05	18	1:10:35	12.07	40	Mathew Dixon	45
			17	1:14:03	11.51	40	Mathew Dixon	45
			16	1:21:21	10.47	40	Mathew Dixon	45
			15	1:25:18	9.99	40	Mathew Dixon	45
			14	1:18:40	10.83	40	Mathew Dixon	45
			13	1:09:51	12.20	40	Mathew Dixon	45
			12	1:09:56	12.18	40	Mathew Dixon	45
			11	1:10:17	12.12	40	Mathew Dixon	45
			10	1:06:45	12.76	40	Mathew Dixon	45
			9	1:04:14	13.26	40	Mathew Dixon	45
			8	1:02:33	13.62	40	Mathew Dixon	45
			7	1:00:07	14.17	40	Mathew Dixon	45
			6	1:09:00	12.35	40	Mathew Dixon	45
			5	1:00:51	14.00	40	Mathew Dixon	45
			4	1:01:11	13.93	40	Mathew Dixon	45
			3	59:59	14.20	40	Mathew Dixon	45
			2	58:50	14.48	40	Mathew Dixon	45
			1	58:34		40	Mathew Dixon	45


Mathew Dixon (AUS)



10	15	23:27:39	15	2:23:14	5.95	37	Weetek Foo	46
			14	1:46:27	8.00	37	Weetek Foo	46
			13	1:13:43	11.56	37	Weetek Foo	46
			12	3:41:34	3.85	37	Weetek Foo	46
			11	1:47:03	7.96	37	Weetek Foo	46
			10	1:33:55	9.07	37	Weetek Foo	46
			9	1:12:05	11.82	37	Weetek Foo	46
			8	1:35:55	8.88	37	Weetek Foo	46
			7	1:07:56	12.54	37	Weetek Foo	46
			6	1:39:08	8.59	37	Weetek Foo	46
			5	1:07:09	12.69	37	Weetek Foo	46
			4	1:15:23	11.30	37	Weetek Foo	46
			3	1:01:06	13.94	37	Weetek Foo	46
			2	1:00:44	14.03	37	Weetek Foo	46
			1	1:02:17		37	Weetek Foo	46

Weetek Foo (AUS)






WEMBO 2023 World Championships
Final Results : by Category : Lap Splits for each Rider

Male U23

Place	Laps	Time	Lap #	Time	Spd	Rider #	Rider Name	Age
1	19	20:22:46	19	1:02:27	13.64	64	Owen Elvy	22
			18	1:22:25	10.34	64	Owen Elvy	22
			17	1:30:29	9.42	64	Owen Elvy	22
			16	1:29:35	9.51	64	Owen Elvy	22
			15	1:14:51	11.38	64	Owen Elvy	22
			14	1:01:33	13.84	64	Owen Elvy	22
			13	1:06:45	12.76	64	Owen Elvy	22
			12	1:04:15	13.26	64	Owen Elvy	22
			11	1:01:57	13.75	64	Owen Elvy	22
			10	1:00:10	14.16	64	Owen Elvy	22
			9	59:29	14.32	64	Owen Elvy	22
			8	1:03:26	13.43	64	Owen Elvy	22
			7	57:00	14.95	64	Owen Elvy	22
			6	1:02:08	13.71	64	Owen Elvy	22
			5	57:09	14.91	64	Owen Elvy	22
			4	55:22	15.39	64	Owen Elvy	22
			3	52:31	16.22	64	Owen Elvy	22
			2	50:09	16.99	64	Owen Elvy	22
			1	51:05		64	Owen Elvy	22
<hr/>								
2	16	23:38:42	16	1:55:59	7.35	62	Benjamin Luxton	22
			15	1:35:39	8.91	62	Benjamin Luxton	22
			14	1:15:15	11.32	62	Benjamin Luxton	22
			13	2:19:42	6.10	62	Benjamin Luxton	22
			12	1:26:27	9.86	62	Benjamin Luxton	22
			11	1:42:37	8.30	62	Benjamin Luxton	22
			10	1:31:31	9.31	62	Benjamin Luxton	22
			9	1:29:55	9.48	62	Benjamin Luxton	22
			8	1:55:29	7.38	62	Benjamin Luxton	22
			7	1:18:28	10.86	62	Benjamin Luxton	22
			6	1:16:50	11.09	62	Benjamin Luxton	22
			5	1:22:57	10.27	62	Benjamin Luxton	22
			4	1:10:01	12.17	62	Benjamin Luxton	22
			3	1:07:31	12.62	62	Benjamin Luxton	22
			2	1:05:31	13.00	62	Benjamin Luxton	22
			1	1:04:50		62	Benjamin Luxton	22





WEMBO 2023 World Championships
Final Results : by Category : Lap Splits for each Rider

Male U23

Place	Laps	Time	Lap #	Time	Spd	Rider #	Rider Name	Age
3	11	12:32:13	11	1:15:31	11.28	61	Grant Perry	19
			10	1:30:16	9.44	61	Grant Perry	19
			9	1:11:25	11.93	61	Grant Perry	19
			8	1:02:57	13.53	61	Grant Perry	19
			7	59:34	14.30	61	Grant Perry	19
			6	1:07:11	12.68	61	Grant Perry	19
			5	1:24:05	10.13	61	Grant Perry	19
			4	1:03:50	13.35	61	Grant Perry	19
			3	59:13	14.39	61	Grant Perry	19
			2	57:37	14.79	61	Grant Perry	19
			1	1:00:34		61	Grant Perry	19


Grant Perry (AUS)



4	10	22:15:35	10	12:32:23	1.13	63	Thomas Newman	21
			9	1:26:13	9.88	63	Thomas Newman	21
			8	1:04:50	13.14	63	Thomas Newman	21
			7	1:00:48	14.01	63	Thomas Newman	21
			6	1:21:27	10.46	63	Thomas Newman	21
			5	59:24	14.34	63	Thomas Newman	21
			4	1:02:38	13.60	63	Thomas Newman	21
			3	57:07	14.92	63	Thomas Newman	21
			2	54:18	15.69	63	Thomas Newman	21
			1	56:27		63	Thomas Newman	21

Thomas Newman (AUS)





WEMBO 2023 World Championships
Final Results : by Category : Lap Splits for each Rider

Male 23_29

Place	Laps	Time	Lap #	Time	Spd	Rider #	Rider Name	Age
1	26	24:17:29	26	1:02:12	13.70	801	Owen Gordon	24
			25	53:57	15.79	801	Owen Gordon	24
			24	1:06:08	12.88	801	Owen Gordon	24
			23	1:13:11	11.64	801	Owen Gordon	24
			22	55:15	15.42	801	Owen Gordon	24
			21	1:04:32	13.20	801	Owen Gordon	24
			20	1:00:47	14.02	801	Owen Gordon	24
			19	55:52	15.25	801	Owen Gordon	24
			18	56:44	15.02	801	Owen Gordon	24
			17	1:05:04	13.09	801	Owen Gordon	24
			16	58:07	14.66	801	Owen Gordon	24
			15	1:04:32	13.20	801	Owen Gordon	24
			14	52:16	16.30	801	Owen Gordon	24
			13	51:14	16.63	801	Owen Gordon	24
			12	56:21	15.12	801	Owen Gordon	24
			11	51:39	16.50	801	Owen Gordon	24
			10	50:52	16.75	801	Owen Gordon	24
			9	49:36	17.18	801	Owen Gordon	24
			8	48:38	17.52	801	Owen Gordon	24
			7	1:02:52	13.55	801	Owen Gordon	24
			6	50:31	16.87	801	Owen Gordon	24
			5	49:48	17.11	801	Owen Gordon	24
			4	49:45	17.13	801	Owen Gordon	24
			3	48:45	17.48	801	Owen Gordon	24
			2	49:18	17.28	801	Owen Gordon	24
			1	49:33		801	Owen Gordon	24

Owen Gordon (AUS)



2	19	22:07:28	19	1:13:02	11.67	72	Scott Reynolds	26
			18	1:03:29	13.42	72	Scott Reynolds	26
			17	1:00:29	14.09	72	Scott Reynolds	26
			16	5:24:32	2.63	72	Scott Reynolds	26
			15	1:11:56	11.84	72	Scott Reynolds	26
			14	1:02:18	13.68	72	Scott Reynolds	26
			13	57:52	14.72	72	Scott Reynolds	26
			12	1:00:15	14.14	72	Scott Reynolds	26
			11	58:54	14.47	72	Scott Reynolds	26
			10	55:49	15.26	72	Scott Reynolds	26
			9	54:33	15.62	72	Scott Reynolds	26
			8	51:03	16.69	72	Scott Reynolds	26
			7	50:59	16.71	72	Scott Reynolds	26
			6	48:55	17.42	72	Scott Reynolds	26
			5	48:43	17.49	72	Scott Reynolds	26
			4	46:28	18.34	72	Scott Reynolds	26
			3	47:59	17.76	72	Scott Reynolds	26
			2	44:34	19.12	72	Scott Reynolds	26
			1	45:38		72	Scott Reynolds	26

Scott Reynolds (AUS)






WEMBO 2023 World Championships
Final Results : by Category : Lap Splits for each Rider

Male 23_29

Place	Laps	Time	Lap #	Time	Spd	Rider #	Rider Name	Age
3	10	22:01:44	10	1:25:32	9.96	71	Brendon Wood	26
			9	11:39:37	1.22	71	Brendon Wood	26
			8	1:38:22	8.66	71	Brendon Wood	26
			7	1:14:13	11.48	71	Brendon Wood	26
			6	1:06:19	12.85	71	Brendon Wood	26
			5	1:04:21	13.24	71	Brendon Wood	26
			4	1:00:19	14.13	71	Brendon Wood	26
			3	58:13	14.63	71	Brendon Wood	26
			2	58:21	14.60	71	Brendon Wood	26
			1	56:27		71	Brendon Wood	26



Brendon Wood (AUS)





WEMBO 2023 World Championships
Final Results : by Category : Lap Splits for each Rider


Male 30_34

Place	Laps	Time	Lap #	Time	Spd	Rider #	Rider Name	Age
1	18	24:58:32	18	1:34:25	9.02	92	Ben Hohnke	32
			17	1:34:22	9.03	92	Ben Hohnke	32
			16	1:38:10	8.68	92	Ben Hohnke	32
			15	1:28:55	9.58	92	Ben Hohnke	32
			14	1:25:25	9.97	92	Ben Hohnke	32
			13	1:27:34	9.73	92	Ben Hohnke	32
			12	1:21:37	10.44	92	Ben Hohnke	32
			11	1:25:10	10.00	92	Ben Hohnke	32
			10	1:24:43	10.06	92	Ben Hohnke	32
			9	1:30:47	9.38	92	Ben Hohnke	32
			8	1:27:38	9.72	92	Ben Hohnke	32
			7	1:29:50	9.48	92	Ben Hohnke	32
			6	1:21:33	10.45	92	Ben Hohnke	32
			5	1:13:48	11.54	92	Ben Hohnke	32
			4	1:13:13	11.64	92	Ben Hohnke	32
			3	1:07:55	12.54	92	Ben Hohnke	32
			2	1:04:35	13.19	92	Ben Hohnke	32
			1	1:08:52		92	Ben Hohnke	32
Ben Hohnke (AUS)								
								
2	10	24:13:19	10	55:58	15.22	91	Shane Bigaila	33
			9	52:55	16.10	91	Shane Bigaila	33
			8	15:20:56	0.93	91	Shane Bigaila	33
			7	1:20:22	10.60	91	Shane Bigaila	33
			6	1:04:53	13.13	91	Shane Bigaila	33
			5	1:00:38	14.05	91	Shane Bigaila	33
			4	56:46	15.01	91	Shane Bigaila	33
			3	54:51	15.53	91	Shane Bigaila	33
			2	52:35	16.20	91	Shane Bigaila	33
			1	53:25		91	Shane Bigaila	33
Shane Bigaila (AUS)								
								



Place	Laps	Time	Lap #	Time	Spd	Rider #	Rider Name	Age
1	23	24:21:06	23	1:07:54	12.55	104	Shawn Garraway	39
			22	1:06:28	12.82	104	Shawn Garraway	39
			21	1:05:56	12.92	104	Shawn Garraway	39
			20	1:04:53	13.13	104	Shawn Garraway	39
			19	1:05:06	13.09	104	Shawn Garraway	39
			18	1:02:44	13.58	104	Shawn Garraway	39
			17	1:09:32	12.25	104	Shawn Garraway	39
			16	1:10:53	12.02	104	Shawn Garraway	39
			15	1:09:18	12.29	104	Shawn Garraway	39
			14	1:11:13	11.96	104	Shawn Garraway	39
			13	1:08:35	12.42	104	Shawn Garraway	39
			12	1:04:33	13.20	104	Shawn Garraway	39
			11	1:06:17	12.85	104	Shawn Garraway	39
			10	1:03:54	13.33	104	Shawn Garraway	39
			9	1:02:58	13.53	104	Shawn Garraway	39
			8	1:01:17	13.90	104	Shawn Garraway	39
			7	1:01:43	13.81	104	Shawn Garraway	39
			6	58:30	14.56	104	Shawn Garraway	39
			5	57:12	14.90	104	Shawn Garraway	39
			4	56:27	15.09	104	Shawn Garraway	39
			3	55:55	15.24	104	Shawn Garraway	39
			2	55:31	15.35	104	Shawn Garraway	39
			1	54:17		104	Shawn Garraway	39
<hr/>								
2	22	24:20:57	22	1:12:24	11.77	106	Doug Seymour	39
			21	1:18:07	10.91	106	Doug Seymour	39
			20	1:14:45	11.40	106	Doug Seymour	39
			19	1:13:17	11.63	106	Doug Seymour	39
			18	1:13:45	11.55	106	Doug Seymour	39
			17	1:13:59	11.52	106	Doug Seymour	39
			16	1:19:07	10.77	106	Doug Seymour	39
			15	1:11:34	11.90	106	Doug Seymour	39
			14	1:10:04	12.16	106	Doug Seymour	39
			13	1:11:44	11.88	106	Doug Seymour	39
			12	1:16:02	11.21	106	Doug Seymour	39
			11	1:10:39	12.06	106	Doug Seymour	39
			10	1:07:30	12.62	106	Doug Seymour	39
			9	1:01:37	13.83	106	Doug Seymour	39
			8	1:03:46	13.36	106	Doug Seymour	39
			7	1:01:27	13.86	106	Doug Seymour	39
			6	1:00:05	14.18	106	Doug Seymour	39
			5	55:47	15.27	106	Doug Seymour	39
			4	54:21	15.68	106	Doug Seymour	39
			3	50:49	16.77	106	Doug Seymour	39
			2	49:27	17.23	106	Doug Seymour	39
			1	50:41		106	Doug Seymour	39





WEMBO 2023 World Championships
Final Results : by Category : Lap Splits for each Rider

Male 35_39

Place	Laps	Time	Lap #	Time	Spd	Rider #	Rider Name	Age
3	20	23:42:07	20	1:16:05	11.20	103	John O'Leary	35
			19	1:23:39	10.19	103	John O'Leary	35
			18	1:12:28	11.76	103	John O'Leary	35
			17	1:23:20	10.22	103	John O'Leary	35
			16	1:10:52	12.02	103	John O'Leary	35
			15	1:15:49	11.24	103	John O'Leary	35
			14	1:07:28	12.63	103	John O'Leary	35
			13	1:10:22	12.11	103	John O'Leary	35
			12	1:21:39	10.43	103	John O'Leary	35
			11	1:10:41	12.05	103	John O'Leary	35
			10	1:09:11	12.32	103	John O'Leary	35
			9	1:08:26	12.45	103	John O'Leary	35
			8	1:10:57	12.01	103	John O'Leary	35
			7	1:19:12	10.76	103	John O'Leary	35
			6	1:09:40	12.23	103	John O'Leary	35
			5	1:05:06	13.09	103	John O'Leary	35
			4	1:03:52	13.34	103	John O'Leary	35
			3	1:01:42	13.81	103	John O'Leary	35
			2	59:52	14.23	103	John O'Leary	35
			1	1:01:46		103	John O'Leary	35


John O'Leary (IRL)



4	19	21:29:08	19	1:14:56	11.37	102	Conor Siebel	38
			18	1:23:42	10.18	102	Conor Siebel	38
			17	1:16:33	11.13	102	Conor Siebel	38
			16	1:16:58	11.07	102	Conor Siebel	38
			15	1:15:49	11.24	102	Conor Siebel	38
			14	1:15:32	11.28	102	Conor Siebel	38
			13	1:05:46	12.95	102	Conor Siebel	38
			12	1:07:23	12.64	102	Conor Siebel	38
			11	1:15:58	11.22	102	Conor Siebel	38
			10	1:07:40	12.59	102	Conor Siebel	38
			9	1:13:42	11.56	102	Conor Siebel	38
			8	1:04:42	13.17	102	Conor Siebel	38
			7	1:02:40	13.60	102	Conor Siebel	38
			6	1:01:48	13.79	102	Conor Siebel	38
			5	56:49	15.00	102	Conor Siebel	38
			4	56:45	15.01	102	Conor Siebel	38
			3	55:04	15.47	102	Conor Siebel	38
			2	56:46	15.01	102	Conor Siebel	38
			1	1:00:35		102	Conor Siebel	38

Conor Siebel (AUS)





WEMBO 2023 World Championships
Final Results : by Category : Lap Splits for each Rider

Male 35_39

Place	Laps	Time	Lap #	Time	Spd	Rider #	Rider Name	Age
5	19	23:12:34	19	1:26:45	9.82	105	Joshua Houghton	36
			18	1:22:01	10.39	105	Joshua Houghton	36
			17	1:24:57	10.03	105	Joshua Houghton	36
			16	1:19:08	10.77	105	Joshua Houghton	36
			15	1:27:13	9.77	105	Joshua Houghton	36
			14	1:23:24	10.22	105	Joshua Houghton	36
			13	1:21:14	10.49	105	Joshua Houghton	36
			12	1:16:09	11.19	105	Joshua Houghton	36
			11	1:16:40	11.11	105	Joshua Houghton	36
			10	1:10:52	12.02	105	Joshua Houghton	36
			9	1:09:32	12.25	105	Joshua Houghton	36
			8	1:06:30	12.81	105	Joshua Houghton	36
			7	1:06:25	12.83	105	Joshua Houghton	36
			6	1:06:57	12.73	105	Joshua Houghton	36
			5	1:03:27	13.43	105	Joshua Houghton	36
			4	1:02:02	13.73	105	Joshua Houghton	36
			3	1:02:44	13.58	105	Joshua Houghton	36
			2	1:01:48	13.79	105	Joshua Houghton	36
			1	1:04:46		105	Joshua Houghton	36


Joshua Houghton (AUS)



6	19	24:36:10	19	1:01:20	13.89	101	James Nicholson	39
			18	1:21:03	10.51	101	James Nicholson	39
			17	1:28:37	9.61	101	James Nicholson	39
			16	1:31:18	9.33	101	James Nicholson	39
			15	1:22:13	10.36	101	James Nicholson	39
			14	2:05:37	6.78	101	James Nicholson	39
			13	1:21:58	10.39	101	James Nicholson	39
			12	1:16:59	11.07	101	James Nicholson	39
			11	1:23:26	10.21	101	James Nicholson	39
			10	1:40:35	8.47	101	James Nicholson	39
			9	1:29:08	9.56	101	James Nicholson	39
			8	1:13:35	11.58	101	James Nicholson	39
			7	1:11:43	11.88	101	James Nicholson	39
			6	1:04:52	13.13	101	James Nicholson	39
			5	1:04:27	13.22	101	James Nicholson	39
			4	1:01:20	13.89	101	James Nicholson	39
			3	59:51	14.24	101	James Nicholson	39
			2	58:01	14.69	101	James Nicholson	39
			1	1:00:07		101	James Nicholson	39

James Nicholson (AUS)






WEMBO 2023 World Championships
Final Results : by Category : Lap Splits for each Rider

Male 40_44



Place	Laps	Time	Lap #	Time	Spd	Rider #	Rider Name	Age
1	22	23:38:41	22	1:03:50	13.35	112	Grant Hodgins	42
			21	1:07:40	12.59	112	Grant Hodgins	42
			20	1:01:49	13.78	112	Grant Hodgins	42
			19	1:01:31	13.85	112	Grant Hodgins	42
			18	1:03:17	13.46	112	Grant Hodgins	42
			17	1:19:39	10.70	112	Grant Hodgins	42
			16	1:10:22	12.11	112	Grant Hodgins	42
			15	1:12:08	11.81	112	Grant Hodgins	42
			14	1:04:40	13.18	112	Grant Hodgins	42
			13	1:10:29	12.09	112	Grant Hodgins	42
			12	1:04:27	13.22	112	Grant Hodgins	42
			11	1:09:51	12.20	112	Grant Hodgins	42
			10	1:10:59	12.00	112	Grant Hodgins	42
			9	1:04:37	13.19	112	Grant Hodgins	42
			8	1:04:07	13.29	112	Grant Hodgins	42
			7	1:13:29	11.59	112	Grant Hodgins	42
			6	57:23	14.85	112	Grant Hodgins	42
			5	55:05	15.47	112	Grant Hodgins	42
			4	55:28	15.36	112	Grant Hodgins	42
			3	55:19	15.40	112	Grant Hodgins	42
			2	54:36	15.60	112	Grant Hodgins	42
			1	57:55		112	Grant Hodgins	42
2	20	21:43:36	20	1:14:54	11.38	111	Cameron Dalton	44
			19	1:03:52	13.34	111	Cameron Dalton	44
			18	1:10:25	12.10	111	Cameron Dalton	44
			17	1:14:58	11.37	111	Cameron Dalton	44
			16	1:12:57	11.68	111	Cameron Dalton	44
			15	1:08:07	12.51	111	Cameron Dalton	44
			14	1:05:10	13.07	111	Cameron Dalton	44
			13	1:03:35	13.40	111	Cameron Dalton	44
			12	1:10:58	12.01	111	Cameron Dalton	44
			11	1:09:43	12.22	111	Cameron Dalton	44
			10	1:07:09	12.69	111	Cameron Dalton	44
			9	1:09:59	12.17	111	Cameron Dalton	44
			8	1:06:45	12.76	111	Cameron Dalton	44
			7	1:08:35	12.42	111	Cameron Dalton	44
			6	58:50	14.48	111	Cameron Dalton	44
			5	1:00:06	14.18	111	Cameron Dalton	44
			4	56:43	15.02	111	Cameron Dalton	44
			3	55:19	15.40	111	Cameron Dalton	44
			2	52:30	16.23	111	Cameron Dalton	44
			1	53:01		111	Cameron Dalton	44






WEMBO 2023 World Championships
Final Results : by Category : Lap Splits for each Rider

Female 40_44

Place	Laps	Time	Lap #	Time	Spd	Rider #	Rider Name	Age
1	21	23:41:57	21	1:12:07	11.81	121	Gwynn McLeod	42
			20	1:13:24	11.61	121	Gwynn McLeod	42
			19	1:13:41	11.56	121	Gwynn McLeod	42
			18	1:14:34	11.43	121	Gwynn McLeod	42
			17	1:11:40	11.89	121	Gwynn McLeod	42
			16	1:15:57	11.22	121	Gwynn McLeod	42
			15	1:17:01	11.06	121	Gwynn McLeod	42
			14	1:10:36	12.07	121	Gwynn McLeod	42
			13	1:14:34	11.43	121	Gwynn McLeod	42
			12	1:14:25	11.45	121	Gwynn McLeod	42
			11	1:10:38	12.06	121	Gwynn McLeod	42
			10	1:06:39	12.78	121	Gwynn McLeod	42
			9	1:06:55	12.73	121	Gwynn McLeod	42
			8	1:03:37	13.39	121	Gwynn McLeod	42
			7	1:05:19	13.04	121	Gwynn McLeod	42
			6	1:00:22	14.11	121	Gwynn McLeod	42
			5	59:50	14.24	121	Gwynn McLeod	42
			4	59:05	14.42	121	Gwynn McLeod	42
			3	59:02	14.43	121	Gwynn McLeod	42
			2	56:00	15.21	121	Gwynn McLeod	42
			1	56:31		121	Gwynn McLeod	42
Gwynn McLeod (AUS)								
								
2	19	24:08:31	19	1:21:16	10.48	123	Rebecca Stone	43
			18	1:21:36	10.44	123	Rebecca Stone	43
			17	1:11:41	11.89	123	Rebecca Stone	43
			16	1:09:30	12.26	123	Rebecca Stone	43
			15	1:07:42	12.58	123	Rebecca Stone	43
			14	2:16:02	6.26	123	Rebecca Stone	43
			13	1:25:41	9.94	123	Rebecca Stone	43
			12	1:17:57	10.93	123	Rebecca Stone	43
			11	1:18:56	10.79	123	Rebecca Stone	43
			10	1:19:12	10.76	123	Rebecca Stone	43
			9	1:46:11	8.02	123	Rebecca Stone	43
			8	1:07:29	12.63	123	Rebecca Stone	43
			7	1:04:58	13.11	123	Rebecca Stone	43
			6	1:05:34	12.99	123	Rebecca Stone	43
			5	1:03:00	13.52	123	Rebecca Stone	43
			4	1:04:24	13.23	123	Rebecca Stone	43
			3	1:04:36	13.19	123	Rebecca Stone	43
			2	1:00:15	14.14	123	Rebecca Stone	43
			1	1:02:31		123	Rebecca Stone	43
Rebecca Stone (AUS)								
								





WEMBO 2023 World Championships
Final Results : by Category : Lap Splits for each Rider

Male 45_49

Place	Laps	Time	Lap #	Time	Spd	Rider #	Rider Name	Age
1	26	24:24:18	26	1:00:35	14.06	9	Alwyn Miller	49
			25	1:00:55	13.99	9	Alwyn Miller	49
			24	56:05	15.19	9	Alwyn Miller	49
			23	1:02:44	13.58	9	Alwyn Miller	49
			22	1:07:00	12.72	9	Alwyn Miller	49
			21	1:01:08	13.94	9	Alwyn Miller	49
			20	1:06:05	12.89	9	Alwyn Miller	49
			19	1:06:41	12.78	9	Alwyn Miller	49
			18	1:08:58	12.35	9	Alwyn Miller	49
			17	1:01:13	13.92	9	Alwyn Miller	49
			16	58:28	14.57	9	Alwyn Miller	49
			15	58:00	14.69	9	Alwyn Miller	49
			14	56:44	15.02	9	Alwyn Miller	49
			13	59:51	14.24	9	Alwyn Miller	49
			12	55:39	15.31	9	Alwyn Miller	49
			11	53:23	15.96	9	Alwyn Miller	49
			10	51:59	16.39	9	Alwyn Miller	49
			9	56:18	15.13	9	Alwyn Miller	49
			8	53:26	15.95	9	Alwyn Miller	49
			7	49:31	17.21	9	Alwyn Miller	49
			6	48:24	17.60	9	Alwyn Miller	49
			5	47:16	18.03	9	Alwyn Miller	49
			4	45:41	18.65	9	Alwyn Miller	49
			3	48:03	17.73	9	Alwyn Miller	49
			2	44:30	19.15	9	Alwyn Miller	49
			1	45:41		9	Alwyn Miller	49


Alwyn Miller (AUS)



2	25	24:07:47	25	59:15	14.38	134	Andrew Bovard	47
			24	59:55	14.22	134	Andrew Bovard	47
			23	1:03:55	13.33	134	Andrew Bovard	47
			22	1:01:40	13.82	134	Andrew Bovard	47
			21	59:45	14.26	134	Andrew Bovard	47
			20	1:02:28	13.64	134	Andrew Bovard	47
			19	1:06:06	12.89	134	Andrew Bovard	47
			18	1:03:55	13.33	134	Andrew Bovard	47
			17	1:03:35	13.40	134	Andrew Bovard	47
			16	1:00:09	14.16	134	Andrew Bovard	47
			15	1:01:10	13.93	134	Andrew Bovard	47
			14	1:01:37	13.83	134	Andrew Bovard	47
			13	1:02:21	13.66	134	Andrew Bovard	47
			12	1:01:42	13.81	134	Andrew Bovard	47
			11	58:13	14.63	134	Andrew Bovard	47
			10	52:34	16.21	134	Andrew Bovard	47
			9	54:12	15.72	134	Andrew Bovard	47
			8	56:21	15.12	134	Andrew Bovard	47
			7	52:46	16.15	134	Andrew Bovard	47
			6	52:37	16.19	134	Andrew Bovard	47
			5	52:42	16.17	134	Andrew Bovard	47
			4	50:34	16.85	134	Andrew Bovard	47
			3	50:01	17.03	134	Andrew Bovard	47
			2	49:31	17.21	134	Andrew Bovard	47
			1	50:43		134	Andrew Bovard	47

Andrew Bovard (CAN)





WEMBO 2023 World Championships
Final Results : by Category : Lap Splits for each Rider

Male 45_49

Place	Laps	Time	Lap #	Time	Spd	Rider #	Rider Name	Age
3	24	24:15:27	24	1:09:34	12.25	138	Mark Astley	48
			23	1:09:47	12.21	138	Mark Astley	48
			22	1:03:46	13.36	138	Mark Astley	48
			21	1:02:10	13.71	138	Mark Astley	48
			20	1:06:24	12.83	138	Mark Astley	48
			19	1:09:22	12.28	138	Mark Astley	48
			18	1:07:06	12.70	138	Mark Astley	48
			17	1:05:28	13.01	138	Mark Astley	48
			16	1:01:35	13.83	138	Mark Astley	48
			15	1:15:37	11.27	138	Mark Astley	48
			14	1:04:33	13.20	138	Mark Astley	48
			13	1:04:00	13.31	138	Mark Astley	48
			12	1:00:19	14.13	138	Mark Astley	48
			11	59:33	14.31	138	Mark Astley	48
			10	57:59	14.69	138	Mark Astley	48
			9	55:46	15.28	138	Mark Astley	48
			8	57:14	14.89	138	Mark Astley	48
			7	52:51	16.12	138	Mark Astley	48
			6	51:42	16.48	138	Mark Astley	48
			5	52:54	16.11	138	Mark Astley	48
			4	51:50	16.44	138	Mark Astley	48
			3	51:45	16.46	138	Mark Astley	48
			2	50:17	16.94	138	Mark Astley	48
			1	53:55		138	Mark Astley	48

Mark Astley (AUS)



4	23	24:33:15	23	1:04:53	13.13	135	Brendan Howard	47
			22	58:31	14.56	135	Brendan Howard	47
			21	57:06	14.92	135	Brendan Howard	47
			20	1:04:19	13.25	135	Brendan Howard	47
			19	1:02:54	13.55	135	Brendan Howard	47
			18	1:08:06	12.51	135	Brendan Howard	47
			17	1:09:23	12.28	135	Brendan Howard	47
			16	1:02:23	13.66	135	Brendan Howard	47
			15	1:11:58	11.84	135	Brendan Howard	47
			14	1:11:57	11.84	135	Brendan Howard	47
			13	1:07:45	12.58	135	Brendan Howard	47
			12	1:12:47	11.71	135	Brendan Howard	47
			11	1:09:37	12.24	135	Brendan Howard	47
			10	1:03:21	13.45	135	Brendan Howard	47
			9	1:02:11	13.70	135	Brendan Howard	47
			8	1:13:43	11.56	135	Brendan Howard	47
			7	1:15:42	11.25	135	Brendan Howard	47
			6	59:44	14.26	135	Brendan Howard	47
			5	1:01:51	13.78	135	Brendan Howard	47
			4	59:12	14.39	135	Brendan Howard	47
			3	55:27	15.37	135	Brendan Howard	47
			2	50:15	16.96	135	Brendan Howard	47
			1	50:10		135	Brendan Howard	47

Brendan Howard (AUS)





WEMBO 2023 World Championships
Final Results : by Category : Lap Splits for each Rider

Male 45_49

Place	Laps	Time	Lap #	Time	Spd	Rider #	Rider Name	Age
5	22	23:46:27	22	1:11:10	11.97	140	Peter Thistle	47
			21	1:09:52	12.19	140	Peter Thistle	47
			20	1:08:06	12.51	140	Peter Thistle	47
			19	58:45	14.50	140	Peter Thistle	47
			18	57:57	14.70	140	Peter Thistle	47
			17	59:18	14.37	140	Peter Thistle	47
			16	1:31:00	9.36	140	Peter Thistle	47
			15	1:20:52	10.54	140	Peter Thistle	47
			14	1:13:41	11.56	140	Peter Thistle	47
			13	1:15:46	11.25	140	Peter Thistle	47
			12	1:18:12	10.90	140	Peter Thistle	47
			11	1:07:03	12.71	140	Peter Thistle	47
			10	1:10:06	12.15	140	Peter Thistle	47
			9	58:35	14.54	140	Peter Thistle	47
			8	58:54	14.47	140	Peter Thistle	47
			7	1:01:52	13.77	140	Peter Thistle	47
			6	57:29	14.82	140	Peter Thistle	47
			5	55:34	15.33	140	Peter Thistle	47
			4	53:48	15.84	140	Peter Thistle	47
			3	52:55	16.10	140	Peter Thistle	47
			2	51:14	16.63	140	Peter Thistle	47
			1	54:18		140	Peter Thistle	47


Peter Thistle (AUS)



6	22	25:00:05	22	1:04:52	13.13	133	Trent West	46
			21	55:46	15.28	133	Trent West	46
			20	56:10	15.17	133	Trent West	46
			19	1:04:57	13.12	133	Trent West	46
			18	1:06:16	12.86	133	Trent West	46
			17	1:00:12	14.15	133	Trent West	46
			16	3:38:51	3.89	133	Trent West	46
			15	1:13:13	11.64	133	Trent West	46
			14	1:10:20	12.11	133	Trent West	46
			13	1:39:20	8.58	133	Trent West	46
			12	1:15:12	11.33	133	Trent West	46
			11	1:03:44	13.37	133	Trent West	46
			10	1:01:10	13.93	133	Trent West	46
			9	55:49	15.26	133	Trent West	46
			8	54:19	15.69	133	Trent West	46
			7	53:30	15.93	133	Trent West	46
			6	52:53	16.11	133	Trent West	46
			5	52:40	16.18	133	Trent West	46
			4	50:35	16.84	133	Trent West	46
			3	51:18	16.61	133	Trent West	46
			2	48:47	17.46	133	Trent West	46
			1	50:11		133	Trent West	46

Trent West (AUS)





WEMBO 2023 World Championships
Final Results : by Category : Lap Splits for each Rider

Male 45_49

Place	Laps	Time	Lap #	Time	Spd	Rider #	Rider Name	Age
7	11	10:46:40	11	1:23:13	10.24	141	Raymond Friedrich	46
			10	1:08:52	12.37	141	Raymond Friedrich	46
			9	58:24	14.59	141	Raymond Friedrich	46
			8	1:02:11	13.70	141	Raymond Friedrich	46
			7	1:00:12	14.15	141	Raymond Friedrich	46
			6	54:57	15.51	141	Raymond Friedrich	46
			5	55:59	15.22	141	Raymond Friedrich	46
			4	53:21	15.97	141	Raymond Friedrich	46
			3	50:48	16.77	141	Raymond Friedrich	46
			2	49:22	17.26	141	Raymond Friedrich	46
			1	49:21		141	Raymond Friedrich	46

Raymond Friedrich (AUS)



8	11	12:08:28	11	1:27:39	9.72	139	Martin Wisata	46
			10	1:24:46	10.05	139	Martin Wisata	46
			9	1:17:33	10.99	139	Martin Wisata	46
			8	1:06:11	12.87	139	Martin Wisata	46
			7	1:08:33	12.43	139	Martin Wisata	46
			6	59:12	14.39	139	Martin Wisata	46
			5	58:51	14.48	139	Martin Wisata	46
			4	57:53	14.72	139	Martin Wisata	46
			3	56:23	15.11	139	Martin Wisata	46
			2	55:00	15.49	139	Martin Wisata	46
			1	56:27		139	Martin Wisata	46

Martin Wisata (AUT)





WEMBO 2023 World Championships
Final Results : by Category : Lap Splits for each Rider

Male 45_49

Place	Laps	Time	Lap #	Time	Spd	Rider #	Rider Name	Age
9	5	4:50:51	5	1:05:36	12.99	813	Kevin Wells	47
			4	59:33	14.31	813	Kevin Wells	47
			3	56:37	15.05	813	Kevin Wells	47
			2	54:30	15.63	813	Kevin Wells	47
			1	54:35		813	Kevin Wells	47


Kevin Wells (AUS)



10	5	10:01:30	5	2:18:07	6.17	136	Andrew Beddie	49
			4	3:16:28	4.34	136	Andrew Beddie	49
			3	1:37:19	8.75	136	Andrew Beddie	49
			2	1:26:09	9.89	136	Andrew Beddie	49
			1	1:23:27		136	Andrew Beddie	49

Andrew Beddie (AUS)






WEMBO 2023 World Championships

Final Results : by Category : Lap Splits for each Rider

Female 45_49

Place	Laps	Time	Lap #	Time	Spd	Rider #	Rider Name	Age
1	3	5:30:22	3	1:53:00	7.54	51	Michelle Elvy	45
			2	2:17:15	6.21	51	Michelle Elvy	45
			1	1:20:07		51	Michelle Elvy	45
<div style="display: flex; justify-content: space-between;"> <div style="width: 30%;"> <p>Michelle Elvy (AUS)</p> </div> <div style="width: 60%; border-top: 1px solid black; border-bottom: 1px solid black; min-height: 20px;"></div> </div>								





WEMBO 2023 World Championships
Final Results : by Category : Lap Splits for each Rider

Male 50_54

Place	Laps	Time	Lap #	Time	Spd	Rider #	Rider Name	Age
1	26	24:12:01	26	1:03:32	13.41	161	Jason Archer	51
			25	1:04:24	13.23	161	Jason Archer	51
			24	1:01:57	13.75	161	Jason Archer	51
			23	59:49	14.24	161	Jason Archer	51
			22	58:11	14.64	161	Jason Archer	51
			21	57:10	14.90	161	Jason Archer	51
			20	59:04	14.42	161	Jason Archer	51
			19	58:38	14.53	161	Jason Archer	51
			18	58:22	14.60	161	Jason Archer	51
			17	58:03	14.68	161	Jason Archer	51
			16	56:51	14.99	161	Jason Archer	51
			15	55:50	15.26	161	Jason Archer	51
			14	55:36	15.32	161	Jason Archer	51
			13	54:57	15.51	161	Jason Archer	51
			12	53:44	15.86	161	Jason Archer	51
			11	57:57	14.70	161	Jason Archer	51
			10	55:04	15.47	161	Jason Archer	51
			9	53:38	15.89	161	Jason Archer	51
			8	52:43	16.16	161	Jason Archer	51
			7	50:35	16.84	161	Jason Archer	51
			6	51:12	16.64	161	Jason Archer	51
			5	50:39	16.82	161	Jason Archer	51
			4	53:48	15.84	161	Jason Archer	51
			3	48:54	17.42	161	Jason Archer	51
			2	49:59	17.05	161	Jason Archer	51
			1	51:24		161	Jason Archer	51


Jason Archer (AUS)



2	22	23:01:39	22	1:25:18	9.99	169	Wayne Thompson	51
			21	1:08:32	12.43	169	Wayne Thompson	51
			20	1:12:09	11.81	169	Wayne Thompson	51
			19	1:08:52	12.37	169	Wayne Thompson	51
			18	1:09:28	12.26	169	Wayne Thompson	51
			17	1:05:40	12.97	169	Wayne Thompson	51
			16	1:08:46	12.39	169	Wayne Thompson	51
			15	1:03:26	13.43	169	Wayne Thompson	51
			14	1:07:19	12.66	169	Wayne Thompson	51
			13	1:02:29	13.64	169	Wayne Thompson	51
			12	1:03:29	13.42	169	Wayne Thompson	51
			11	1:01:26	13.87	169	Wayne Thompson	51
			10	59:18	14.37	169	Wayne Thompson	51
			9	1:00:11	14.16	169	Wayne Thompson	51
			8	58:08	14.66	169	Wayne Thompson	51
			7	58:29	14.57	169	Wayne Thompson	51
			6	54:20	15.68	169	Wayne Thompson	51
			5	55:11	15.44	169	Wayne Thompson	51
			4	1:08:09	12.50	169	Wayne Thompson	51
			3	50:00	17.04	169	Wayne Thompson	51
			2	50:20	16.93	169	Wayne Thompson	51
			1	50:39		169	Wayne Thompson	51

Wayne Thompson (AUS)





WEMBO 2023 World Championships
Final Results : by Category : Lap Splits for each Rider

Male 50_54

Place	Laps	Time	Lap #	Time	Spd	Rider #	Rider Name	Age
3	22	23:41:53	22	1:11:15	11.96	165	Russell Worthington	53
			21	1:02:58	13.53	165	Russell Worthington	53
			20	1:23:14	10.24	165	Russell Worthington	53
			19	1:03:16	13.47	165	Russell Worthington	53
			18	1:13:25	11.60	165	Russell Worthington	53
			17	1:20:50	10.54	165	Russell Worthington	53
			16	1:19:47	10.68	165	Russell Worthington	53
			15	1:00:47	14.02	165	Russell Worthington	53
			14	1:24:40	10.06	165	Russell Worthington	53
			13	1:06:40	12.78	165	Russell Worthington	53
			12	1:04:29	13.21	165	Russell Worthington	53
			11	1:00:48	14.01	165	Russell Worthington	53
			10	1:02:19	13.67	165	Russell Worthington	53
			9	1:01:01	13.96	165	Russell Worthington	53
			8	57:25	14.84	165	Russell Worthington	53
			7	1:03:39	13.39	165	Russell Worthington	53
			6	56:03	15.20	165	Russell Worthington	53
			5	53:49	15.83	165	Russell Worthington	53
			4	53:23	15.96	165	Russell Worthington	53
			3	53:41	15.87	165	Russell Worthington	53
			2	53:17	15.99	165	Russell Worthington	53
			1	55:07		165	Russell Worthington	53


Russell Worthington (AUS)



4	18	23:41:15	18	1:29:02	9.57	163	Kev Wynne-Smythe	51
			17	1:35:12	8.95	163	Kev Wynne-Smythe	51
			16	1:22:47	10.29	163	Kev Wynne-Smythe	51
			15	1:25:00	10.02	163	Kev Wynne-Smythe	51
			14	1:36:51	8.80	163	Kev Wynne-Smythe	51
			13	1:34:48	8.99	163	Kev Wynne-Smythe	51
			12	1:33:39	9.10	163	Kev Wynne-Smythe	51
			11	1:30:21	9.43	163	Kev Wynne-Smythe	51
			10	1:31:58	9.26	163	Kev Wynne-Smythe	51
			9	1:21:23	10.47	163	Kev Wynne-Smythe	51
			8	1:13:26	11.60	163	Kev Wynne-Smythe	51
			7	1:10:15	12.13	163	Kev Wynne-Smythe	51
			6	1:04:51	13.14	163	Kev Wynne-Smythe	51
			5	1:09:38	12.24	163	Kev Wynne-Smythe	51
			4	1:14:32	11.43	163	Kev Wynne-Smythe	51
			3	57:57	14.70	163	Kev Wynne-Smythe	51
			2	54:51	15.53	163	Kev Wynne-Smythe	51
			1	54:44		163	Kev Wynne-Smythe	51

Kev Wynne-Smythe (AUS)





WEMBO 2023 World Championships
Final Results : by Category : Lap Splits for each Rider

Male 50_54

Place	Laps	Time	Lap #	Time	Spd	Rider #	Rider Name	Age
5	17	20:50:39	17	1:24:30	10.08	167	Anthony Manning	54
			16	1:32:41	9.19	167	Anthony Manning	54
			15	1:27:36	9.73	167	Anthony Manning	54
			14	1:31:37	9.30	167	Anthony Manning	54
			13	1:22:20	10.35	167	Anthony Manning	54
			12	1:21:06	10.51	167	Anthony Manning	54
			11	1:16:00	11.21	167	Anthony Manning	54
			10	1:14:45	11.40	167	Anthony Manning	54
			9	1:12:14	11.80	167	Anthony Manning	54
			8	1:13:53	11.53	167	Anthony Manning	54
			7	1:11:56	11.84	167	Anthony Manning	54
			6	1:06:23	12.83	167	Anthony Manning	54
			5	1:01:14	13.91	167	Anthony Manning	54
			4	1:02:12	13.70	167	Anthony Manning	54
			3	59:51	14.24	167	Anthony Manning	54
			2	55:36	15.32	167	Anthony Manning	54
			1	56:45		167	Anthony Manning	54


Anthony Manning (AUS)



6	16	22:33:01	16	1:32:56	9.17	170	David Lyons	54
			15	1:19:57	10.66	170	David Lyons	54
			14	2:30:40	5.65	170	David Lyons	54
			13	1:20:02	10.65	170	David Lyons	54
			12	2:03:47	6.88	170	David Lyons	54
			11	1:14:35	11.42	170	David Lyons	54
			10	2:04:36	6.84	170	David Lyons	54
			9	1:08:55	12.36	170	David Lyons	54
			8	1:12:05	11.82	170	David Lyons	54
			7	1:32:44	9.19	170	David Lyons	54
			6	1:09:01	12.34	170	David Lyons	54
			5	1:03:37	13.39	170	David Lyons	54
			4	1:22:41	10.30	170	David Lyons	54
			3	59:55	14.22	170	David Lyons	54
			2	59:49	14.24	170	David Lyons	54
			1	57:41		170	David Lyons	54

David Lyons (AUS)





WEMBO 2023 World Championships
Final Results : by Category : Lap Splits for each Rider

Male 50_54

Place	Laps	Time	Lap #	Time	Spd	Rider #	Rider Name	Age
7	12	17:43:40	12	2:07:17	6.69	162	Darren Bender	51
			11	3:00:35	4.72	162	Darren Bender	51
			10	1:19:42	10.69	162	Darren Bender	51
			9	1:56:47	7.30	162	Darren Bender	51
			8	1:23:08	10.25	162	Darren Bender	51
			7	1:40:01	8.52	162	Darren Bender	51
			6	1:08:54	12.37	162	Darren Bender	51
			5	1:07:58	12.54	162	Darren Bender	51
			4	1:01:16	13.91	162	Darren Bender	51
			3	1:00:42	14.04	162	Darren Bender	51
			2	57:58	14.70	162	Darren Bender	51
			1	59:22		162	Darren Bender	51


Darren Bender (AUS)



8	10	23:56:19	10	1:17:03	11.06	164	Jayson Clarke	52
			9	1:21:59	10.39	164	Jayson Clarke	52
			8	1:20:16	10.61	164	Jayson Clarke	52
			7	1:13:59	11.52	164	Jayson Clarke	52
			6	12:24:09	1.14	164	Jayson Clarke	52
			5	1:08:43	12.40	164	Jayson Clarke	52
			4	1:36:59	8.79	164	Jayson Clarke	52
			3	1:18:28	10.86	164	Jayson Clarke	52
			2	1:05:42	12.97	164	Jayson Clarke	52
			1	1:09:01		164	Jayson Clarke	52

Jayson Clarke (AUS)






Male 50_54

Place	Laps	Time	Lap #	Time	Spd	Rider #	Rider Name	Age
9	9	9:09:29	9	1:10:52	12.02	171	Simon Nendick	50
			8	1:06:34	12.80	171	Simon Nendick	50
			7	1:22:38	10.31	171	Simon Nendick	50
			6	1:00:07	14.17	171	Simon Nendick	50
			5	55:07	15.46	171	Simon Nendick	50
			4	55:24	15.38	171	Simon Nendick	50
			3	53:55	15.80	171	Simon Nendick	50
			2	52:38	16.19	171	Simon Nendick	50
			1	52:14	171	Simon Nendick	50	
Simon Nendick (AUS)								






WEMBO 2023 World Championships
Final Results : by Category : Lap Splits for each Rider

Female 50_54

Place	Laps	Time	Lap #	Time	Spd	Rider #	Rider Name	Age
1	20	23:53:32	20	1:12:42	11.72	184	Michelle Woods	50
			19	1:11:25	11.93	184	Michelle Woods	50
			18	1:21:27	10.46	184	Michelle Woods	50
			17	1:18:50	10.81	184	Michelle Woods	50
			16	1:11:43	11.88	184	Michelle Woods	50
			15	1:22:05	10.38	184	Michelle Woods	50
			14	1:20:55	10.53	184	Michelle Woods	50
			13	1:17:45	10.96	184	Michelle Woods	50
			12	1:17:57	10.93	184	Michelle Woods	50
			11	1:18:54	10.80	184	Michelle Woods	50
			10	1:15:59	11.21	184	Michelle Woods	50
			9	1:16:21	11.16	184	Michelle Woods	50
			8	1:15:55	11.22	184	Michelle Woods	50
			7	1:07:13	12.68	184	Michelle Woods	50
			6	1:03:42	13.38	184	Michelle Woods	50
			5	1:02:12	13.70	184	Michelle Woods	50
			4	1:00:41	14.04	184	Michelle Woods	50
			3	58:29	14.57	184	Michelle Woods	50
			2	59:10	14.40	184	Michelle Woods	50
			1	1:00:07		184	Michelle Woods	50
2	20	24:24:00	20	1:19:22	10.73	181	Fiona Mathews	50
			19	1:14:14	11.48	181	Fiona Mathews	50
			18	1:08:39	12.41	181	Fiona Mathews	50
			17	1:08:54	12.37	181	Fiona Mathews	50
			16	1:07:24	12.64	181	Fiona Mathews	50
			15	1:08:07	12.51	181	Fiona Mathews	50
			14	1:06:54	12.74	181	Fiona Mathews	50
			13	1:09:02	12.34	181	Fiona Mathews	50
			12	1:14:47	11.39	181	Fiona Mathews	50
			11	1:18:20	10.88	181	Fiona Mathews	50
			10	1:16:26	11.15	181	Fiona Mathews	50
			9	1:26:40	9.83	181	Fiona Mathews	50
			8	1:13:17	11.63	181	Fiona Mathews	50
			7	1:20:06	10.64	181	Fiona Mathews	50
			6	1:15:58	11.22	181	Fiona Mathews	50
			5	1:18:17	10.88	181	Fiona Mathews	50
			4	1:14:11	11.49	181	Fiona Mathews	50
			3	1:13:31	11.59	181	Fiona Mathews	50
			2	1:07:29	12.63	181	Fiona Mathews	50
			1	1:02:22		181	Fiona Mathews	50





WEMBO 2023 World Championships
Final Results : by Category : Lap Splits for each Rider

Female 50_54

Place	Laps	Time	Lap #	Time	Spd	Rider #	Rider Name	Age
3	19	23:35:00	19	1:29:28	9.52	183	Emma Rhymer	50
			18	1:23:12	10.24	183	Emma Rhymer	50
			17	1:24:42	10.06	183	Emma Rhymer	50
			16	1:18:15	10.89	183	Emma Rhymer	50
			15	1:26:43	9.83	183	Emma Rhymer	50
			14	1:20:14	10.62	183	Emma Rhymer	50
			13	1:24:47	10.05	183	Emma Rhymer	50
			12	1:21:09	10.50	183	Emma Rhymer	50
			11	1:16:47	11.10	183	Emma Rhymer	50
			10	1:12:54	11.69	183	Emma Rhymer	50
			9	1:15:39	11.26	183	Emma Rhymer	50
			8	1:12:47	11.71	183	Emma Rhymer	50
			7	1:13:10	11.64	183	Emma Rhymer	50
			6	1:04:28	13.22	183	Emma Rhymer	50
			5	1:04:05	13.30	183	Emma Rhymer	50
			4	1:03:01	13.52	183	Emma Rhymer	50
			3	1:01:33	13.84	183	Emma Rhymer	50
			2	1:00:21	14.12	183	Emma Rhymer	50
			1	1:01:45		183	Emma Rhymer	50


Emma Rhymer (AUS)



4	18	23:23:50	18	1:32:04	9.25	182	Anne-Marie Kehres	50
			17	1:26:49	9.81	182	Anne-Marie Kehres	50
			16	1:21:14	10.49	182	Anne-Marie Kehres	50
			15	1:22:48	10.29	182	Anne-Marie Kehres	50
			14	1:23:41	10.18	182	Anne-Marie Kehres	50
			13	1:31:00	9.36	182	Anne-Marie Kehres	50
			12	1:23:18	10.23	182	Anne-Marie Kehres	50
			11	1:21:33	10.45	182	Anne-Marie Kehres	50
			10	1:23:05	10.25	182	Anne-Marie Kehres	50
			9	1:22:10	10.37	182	Anne-Marie Kehres	50
			8	1:19:27	10.72	182	Anne-Marie Kehres	50
			7	1:15:03	11.35	182	Anne-Marie Kehres	50
			6	1:18:55	10.80	182	Anne-Marie Kehres	50
			5	1:10:58	12.01	182	Anne-Marie Kehres	50
			4	1:07:21	12.65	182	Anne-Marie Kehres	50
			3	1:01:39	13.82	182	Anne-Marie Kehres	50
			2	1:00:24	14.11	182	Anne-Marie Kehres	50
			1	1:02:21		182	Anne-Marie Kehres	50

Anne-Marie Kehres (LIB)





WEMBO 2023 World Championships
Final Results : by Category : Lap Splits for each Rider

Male 55_59

Place	Laps	Time	Lap #	Time	Spd	Rider #	Rider Name	Age
1	24	24:00:31	24	1:10:23	12.11	193	Brett Kellett	55
			23	1:06:54	12.74	193	Brett Kellett	55
			22	1:08:47	12.39	193	Brett Kellett	55
			21	1:07:20	12.65	193	Brett Kellett	55
			20	1:06:14	12.86	193	Brett Kellett	55
			19	1:10:13	12.13	193	Brett Kellett	55
			18	1:05:45	12.96	193	Brett Kellett	55
			17	1:07:50	12.56	193	Brett Kellett	55
			16	1:02:28	13.64	193	Brett Kellett	55
			15	58:33	14.55	193	Brett Kellett	55
			14	56:00	15.21	193	Brett Kellett	55
			13	1:07:08	12.69	193	Brett Kellett	55
			12	59:44	14.26	193	Brett Kellett	55
			11	58:22	14.60	193	Brett Kellett	55
			10	1:02:38	13.60	193	Brett Kellett	55
			9	58:55	14.46	193	Brett Kellett	55
			8	55:40	15.31	193	Brett Kellett	55
			7	52:56	16.10	193	Brett Kellett	55
			6	52:23	16.26	193	Brett Kellett	55
			5	52:28	16.24	193	Brett Kellett	55
			4	51:02	16.69	193	Brett Kellett	55
			3	50:03	17.02	193	Brett Kellett	55
			2	48:22	17.62	193	Brett Kellett	55
			1	50:23		193	Brett Kellett	55


Brett Kellett (AUS)



2	24	24:43:37	24	1:01:53	13.77	195	Colin Locke	57
			23	1:02:13	13.69	195	Colin Locke	57
			22	1:09:11	12.32	195	Colin Locke	57
			21	1:12:37	11.73	195	Colin Locke	57
			20	1:04:59	13.11	195	Colin Locke	57
			19	1:02:23	13.66	195	Colin Locke	57
			18	1:07:19	12.66	195	Colin Locke	57
			17	1:06:10	12.88	195	Colin Locke	57
			16	1:08:22	12.46	195	Colin Locke	57
			15	1:02:58	13.53	195	Colin Locke	57
			14	1:02:49	13.56	195	Colin Locke	57
			13	1:15:52	11.23	195	Colin Locke	57
			12	1:04:34	13.20	195	Colin Locke	57
			11	1:02:38	13.60	195	Colin Locke	57
			10	1:04:57	13.12	195	Colin Locke	57
			9	58:53	14.47	195	Colin Locke	57
			8	59:50	14.24	195	Colin Locke	57
			7	54:26	15.65	195	Colin Locke	57
			6	55:01	15.49	195	Colin Locke	57
			5	53:01	16.07	195	Colin Locke	57
			4	52:24	16.26	195	Colin Locke	57
			3	51:20	16.60	195	Colin Locke	57
			2	53:29	15.93	195	Colin Locke	57
			1	56:18		195	Colin Locke	57

Colin Locke (AUS)





WEMBO 2023 World Championships
Final Results : by Category : Lap Splits for each Rider

Male 55_59

Place	Laps	Time	Lap #	Time	Spd	Rider #	Rider Name	Age
3	21	23:23:40	21	1:14:33	11.43	194	Martin Staiger	56
			20	1:06:33	12.80	194	Martin Staiger	56
			19	2:10:46	6.52	194	Martin Staiger	56
			18	1:18:17	10.88	194	Martin Staiger	56
			17	1:21:01	10.52	194	Martin Staiger	56
			16	1:08:53	12.37	194	Martin Staiger	56
			15	1:09:28	12.26	194	Martin Staiger	56
			14	1:10:37	12.07	194	Martin Staiger	56
			13	1:07:03	12.71	194	Martin Staiger	56
			12	1:04:25	13.23	194	Martin Staiger	56
			11	1:02:52	13.55	194	Martin Staiger	56
			10	1:01:14	13.91	194	Martin Staiger	56
			9	59:52	14.23	194	Martin Staiger	56
			8	1:00:44	14.03	194	Martin Staiger	56
			7	58:17	14.62	194	Martin Staiger	56
			6	55:37	15.32	194	Martin Staiger	56
			5	55:05	15.47	194	Martin Staiger	56
			4	54:10	15.73	194	Martin Staiger	56
			3	54:28	15.64	194	Martin Staiger	56
			2	54:08	15.74	194	Martin Staiger	56
			1	55:37		194	Martin Staiger	56


Martin Staiger (GER)



4	21	24:35:26	21	59:35	14.30	196	Aaron Donaldson	55
			20	1:10:50	12.03	196	Aaron Donaldson	55
			19	1:14:53	11.38	196	Aaron Donaldson	55
			18	1:16:55	11.08	196	Aaron Donaldson	55
			17	1:21:50	10.41	196	Aaron Donaldson	55
			16	1:26:33	9.84	196	Aaron Donaldson	55
			15	1:20:40	10.56	196	Aaron Donaldson	55
			14	1:12:59	11.67	196	Aaron Donaldson	55
			13	1:19:46	10.68	196	Aaron Donaldson	55
			12	1:17:44	10.96	196	Aaron Donaldson	55
			11	1:15:27	11.29	196	Aaron Donaldson	55
			10	1:12:30	11.75	196	Aaron Donaldson	55
			9	1:10:16	12.13	196	Aaron Donaldson	55
			8	1:04:52	13.13	196	Aaron Donaldson	55
			7	1:08:12	12.49	196	Aaron Donaldson	55
			6	1:00:54	13.99	196	Aaron Donaldson	55
			5	1:02:12	13.70	196	Aaron Donaldson	55
			4	1:01:57	13.75	196	Aaron Donaldson	55
			3	1:00:59	13.97	196	Aaron Donaldson	55
			2	58:35	14.54	196	Aaron Donaldson	55
			1	57:47		196	Aaron Donaldson	55

Aaron Donaldson (NZL)





WEMBO 2023 World Championships
Final Results : by Category : Lap Splits for each Rider

Male 55_59

Place	Laps	Time	Lap #	Time	Spd	Rider #	Rider Name	Age
5	18	22:20:08	18	1:10:36	12.07	192	Clayton Locke	55
			17	1:07:48	12.57	192	Clayton Locke	55
			16	2:25:14	5.87	192	Clayton Locke	55
			15	1:23:11	10.24	192	Clayton Locke	55
			14	1:09:25	12.27	192	Clayton Locke	55
			13	1:29:55	9.48	192	Clayton Locke	55
			12	1:55:55	7.35	192	Clayton Locke	55
			11	1:24:33	10.08	192	Clayton Locke	55
			10	1:14:24	11.45	192	Clayton Locke	55
			9	1:05:26	13.02	192	Clayton Locke	55
			8	1:04:26	13.22	192	Clayton Locke	55
			7	1:04:53	13.13	192	Clayton Locke	55
			6	59:47	14.25	192	Clayton Locke	55
			5	59:12	14.39	192	Clayton Locke	55
			4	57:31	14.81	192	Clayton Locke	55
			3	56:22	15.12	192	Clayton Locke	55
			2	55:02	15.48	192	Clayton Locke	55
			1	56:28		192	Clayton Locke	55


Clayton Locke (AUS)



6	10	24:18:53	10	1:44:38	8.14	191	Warren Pike	56
			9	1:11:24	11.93	191	Warren Pike	56
			8	9:58:42	1.42	191	Warren Pike	56
			7	1:34:38	9.00	191	Warren Pike	56
			6	3:28:14	4.09	191	Warren Pike	56
			5	1:26:34	9.84	191	Warren Pike	56
			4	1:39:23	8.57	191	Warren Pike	56
			3	1:12:23	11.77	191	Warren Pike	56
			2	1:02:22	13.66	191	Warren Pike	56
			1	1:00:35		191	Warren Pike	56

Warren Pike (AUS)






WEMBO 2023 World Championships
Final Results : by Category : Lap Splits for each Rider

Female 55_59

Place	Laps	Time	Lap #	Time	Spd	Rider #	Rider Name	Age
1	20	23:51:18	20	1:15:11	11.33	202	Michelle Newstead	57
			19	1:20:44	10.55	202	Michelle Newstead	57
			18	1:16:15	11.17	202	Michelle Newstead	57
			17	1:14:11	11.49	202	Michelle Newstead	57
			16	1:22:47	10.29	202	Michelle Newstead	57
			15	1:20:25	10.59	202	Michelle Newstead	57
			14	1:20:32	10.58	202	Michelle Newstead	57
			13	1:16:43	11.11	202	Michelle Newstead	57
			12	1:17:57	10.93	202	Michelle Newstead	57
			11	1:18:50	10.81	202	Michelle Newstead	57
			10	1:15:16	11.32	202	Michelle Newstead	57
			9	1:12:17	11.79	202	Michelle Newstead	57
			8	1:06:43	12.77	202	Michelle Newstead	57
			7	1:08:48	12.38	202	Michelle Newstead	57
			6	1:00:29	14.09	202	Michelle Newstead	57
			5	1:02:05	13.72	202	Michelle Newstead	57
			4	1:01:14	13.91	202	Michelle Newstead	57
			3	1:00:36	14.06	202	Michelle Newstead	57
			2	58:44	14.51	202	Michelle Newstead	57
			1	1:01:31		202	Michelle Newstead	57
Michelle Newstead (AUS)								
								
2	18	22:40:52	18	1:29:32	9.52	203	Catherine Wood	57
			17	1:25:26	9.97	203	Catherine Wood	57
			16	1:26:43	9.83	203	Catherine Wood	57
			15	1:40:04	8.51	203	Catherine Wood	57
			14	1:34:01	9.06	203	Catherine Wood	57
			13	1:24:24	10.09	203	Catherine Wood	57
			12	1:21:59	10.39	203	Catherine Wood	57
			11	1:18:54	10.80	203	Catherine Wood	57
			10	1:18:06	10.91	203	Catherine Wood	57
			9	1:14:08	11.49	203	Catherine Wood	57
			8	1:15:47	11.24	203	Catherine Wood	57
			7	1:07:49	12.56	203	Catherine Wood	57
			6	1:03:15	13.47	203	Catherine Wood	57
			5	1:02:15	13.69	203	Catherine Wood	57
			4	1:01:04	13.95	203	Catherine Wood	57
			3	59:12	14.39	203	Catherine Wood	57
			2	56:43	15.02	203	Catherine Wood	57
			1	1:01:30		203	Catherine Wood	57
Catherine Wood (AUS)								
								





WEMBO 2023 World Championships
Final Results : by Category : Lap Splits for each Rider



Female 55_59

Place	Laps	Time	Lap #	Time	Spd	Rider #	Rider Name	Age
3	15	23:53:17	15	1:35:31	8.92	201	Claudia Fiess	56
			14	1:49:53	7.75	201	Claudia Fiess	56
			13	1:52:03	7.60	201	Claudia Fiess	56
			12	1:38:19	8.67	201	Claudia Fiess	56
			11	1:50:43	7.70	201	Claudia Fiess	56
			10	1:48:03	7.89	201	Claudia Fiess	56
			9	1:56:21	7.32	201	Claudia Fiess	56
			8	1:48:01	7.89	201	Claudia Fiess	56
			7	1:35:01	8.97	201	Claudia Fiess	56
			6	1:37:33	8.73	201	Claudia Fiess	56
			5	1:21:04	10.51	201	Claudia Fiess	56
			4	1:22:15	10.36	201	Claudia Fiess	56
			3	1:16:03	11.20	201	Claudia Fiess	56
			2	1:10:47	12.04	201	Claudia Fiess	56
			1	1:11:40		201	Claudia Fiess	56


Claudia Fiess (AUS)



Male 60_64

Place	Laps	Time	Lap #	Time	Spd	Rider #	Rider Name	Age
1	22	24:32:33	22	1:33:54	9.07	216	Graeme Peadon	63
			21	1:17:14	11.03	216	Graeme Peadon	63
			20	1:13:30	11.59	216	Graeme Peadon	63
			19	1:07:50	12.56	216	Graeme Peadon	63
			18	1:12:36	11.74	216	Graeme Peadon	63
			17	1:09:17	12.30	216	Graeme Peadon	63
			16	1:09:53	12.19	216	Graeme Peadon	63
			15	1:09:11	12.32	216	Graeme Peadon	63
			14	1:20:53	10.53	216	Graeme Peadon	63
			13	1:12:48	11.70	216	Graeme Peadon	63
			12	1:07:19	12.66	216	Graeme Peadon	63
			11	1:15:22	11.30	216	Graeme Peadon	63
			10	1:08:48	12.38	216	Graeme Peadon	63
			9	1:00:33	14.07	216	Graeme Peadon	63
			8	1:00:08	14.17	216	Graeme Peadon	63
			7	1:00:01	14.20	216	Graeme Peadon	63
			6	56:38	15.04	216	Graeme Peadon	63
			5	55:51	15.26	216	Graeme Peadon	63
			4	56:30	15.08	216	Graeme Peadon	63
			3	54:31	15.63	216	Graeme Peadon	63
			2	54:11	15.72	216	Graeme Peadon	63
			1	55:35		216	Graeme Peadon	63
Graeme Peadon (AUS)								
								
2	22	24:48:30	22	1:07:16	12.67	212	Adrian Beale	60
			21	1:15:10	11.33	212	Adrian Beale	60
			20	1:21:06	10.51	212	Adrian Beale	60
			19	1:16:08	11.19	212	Adrian Beale	60
			18	1:13:46	11.55	212	Adrian Beale	60
			17	1:16:48	11.09	212	Adrian Beale	60
			16	1:10:28	12.09	212	Adrian Beale	60
			15	1:10:48	12.03	212	Adrian Beale	60
			14	1:08:45	12.39	212	Adrian Beale	60
			13	1:06:50	12.75	212	Adrian Beale	60
			12	1:07:54	12.55	212	Adrian Beale	60
			11	1:07:30	12.62	212	Adrian Beale	60
			10	1:04:19	13.25	212	Adrian Beale	60
			9	1:06:58	12.72	212	Adrian Beale	60
			8	1:07:52	12.55	212	Adrian Beale	60
			7	1:05:06	13.09	212	Adrian Beale	60
			6	1:01:52	13.77	212	Adrian Beale	60
			5	1:01:24	13.88	212	Adrian Beale	60
			4	1:01:03	13.96	212	Adrian Beale	60
			3	58:52	14.47	212	Adrian Beale	60
			2	58:25	14.58	212	Adrian Beale	60
			1	1:00:10		212	Adrian Beale	60
Adrian Beale (IOM)								
								





WEMBO 2023 World Championships
Final Results : by Category : Lap Splits for each Rider

Male 60_64

Place	Laps	Time	Lap #	Time	Spd	Rider #	Rider Name	Age
3	15	24:24:54	15	2:03:55	6.88	213	Stephen Jackson	64
			14	2:54:10	4.89	213	Stephen Jackson	64
			13	2:42:51	5.23	213	Stephen Jackson	64
			12	2:15:27	6.29	213	Stephen Jackson	64
			11	1:55:31	7.38	213	Stephen Jackson	64
			10	1:37:30	8.74	213	Stephen Jackson	64
			9	1:24:57	10.03	213	Stephen Jackson	64
			8	1:21:37	10.44	213	Stephen Jackson	64
			7	1:21:56	10.40	213	Stephen Jackson	64
			6	1:12:38	11.73	213	Stephen Jackson	64
			5	1:09:12	12.31	213	Stephen Jackson	64
			4	1:04:00	13.31	213	Stephen Jackson	64
			3	1:23:44	10.18	213	Stephen Jackson	64
			2	56:42	15.03	213	Stephen Jackson	64
			1	1:00:44		213	Stephen Jackson	64


Stephen Jackson (AUS)



4	14	22:58:53	14	1:43:44	8.21	215	Geoff Moon	61
			13	1:46:05	8.03	215	Geoff Moon	61
			12	1:29:25	9.53	215	Geoff Moon	61
			11	2:00:27	7.07	215	Geoff Moon	61
			10	1:43:39	8.22	215	Geoff Moon	61
			9	1:54:02	7.47	215	Geoff Moon	61
			8	1:58:26	7.19	215	Geoff Moon	61
			7	2:05:32	6.79	215	Geoff Moon	61
			6	1:30:29	9.42	215	Geoff Moon	61
			5	1:23:43	10.18	215	Geoff Moon	61
			4	1:22:12	10.36	215	Geoff Moon	61
			3	1:20:21	10.60	215	Geoff Moon	61
			2	1:23:27	10.21	215	Geoff Moon	61
			1	1:17:21		215	Geoff Moon	61

Geoff Moon (AUS)





WEMBO 2023 World Championships
Final Results : by Category : Lap Splits for each Rider

Male 60_64

Place	Laps	Time	Lap #	Time	Spd	Rider #	Rider Name	Age
5	12	20:38:25	12	1:43:55	8.20	218	Richard Hampson	60
			11	1:32:57	9.17	218	Richard Hampson	60
			10	5:20:59	2.65	218	Richard Hampson	60
			9	1:39:00	8.61	218	Richard Hampson	60
			8	1:55:24	7.38	218	Richard Hampson	60
			7	1:18:31	10.85	218	Richard Hampson	60
			6	1:16:50	11.09	218	Richard Hampson	60
			5	1:22:57	10.27	218	Richard Hampson	60
			4	1:10:00	12.17	218	Richard Hampson	60
			3	1:07:31	12.62	218	Richard Hampson	60
			2	1:05:31	13.00	218	Richard Hampson	60
			1	1:04:50		218	Richard Hampson	60

Richard Hampson (AUS)



6	12	23:46:38	12	1:15:28	11.29	217	Alf Richardson	64
			11	1:18:28	10.86	217	Alf Richardson	64
			10	1:27:04	9.79	217	Alf Richardson	64
			9	1:16:25	11.15	217	Alf Richardson	64
			8	8:56:42	1.59	217	Alf Richardson	64
			7	1:35:37	8.91	217	Alf Richardson	64
			6	1:25:13	10.00	217	Alf Richardson	64
			5	1:25:30	9.96	217	Alf Richardson	64
			4	1:26:34	9.84	217	Alf Richardson	64
			3	1:12:16	11.79	217	Alf Richardson	64
			2	1:13:53	11.53	217	Alf Richardson	64
			1	1:13:28		217	Alf Richardson	64

Alf Richardson (AUS)





WEMBO 2023 World Championships
Final Results : by Category : Lap Splits for each Rider

Male 60_64


Place	Laps	Time	Lap #	Time	Spd	Rider #	Rider Name	Age
7	8	9:32:29	8	1:33:04	9.15	211	Pedro Maia	64
			7	1:26:50	9.81	211	Pedro Maia	64
			6	1:12:34	11.74	211	Pedro Maia	64
			5	1:09:26	12.27	211	Pedro Maia	64
			4	1:07:11	12.68	211	Pedro Maia	64
			3	1:01:47	13.79	211	Pedro Maia	64
			2	59:06	14.42	211	Pedro Maia	64
			1	1:02:31		211	Pedro Maia	64
Pedro Maia (POR) 								






WEMBO 2023 World Championships
Final Results : by Category : Lap Splits for each Rider

Female 60+

Place	Laps	Time	Lap #	Time	Spd	Rider #	Rider Name	Age
1	10	23:46:38	10	1:15:31	11.28	221	Tanya Clark	61
			9	1:18:27	10.86	221	Tanya Clark	61
			8	1:27:04	9.79	221	Tanya Clark	61
			7	1:16:25	11.15	221	Tanya Clark	61
			6	11:57:30	1.19	221	Tanya Clark	61
			5	1:25:33	9.96	221	Tanya Clark	61
			4	1:26:34	9.84	221	Tanya Clark	61
			3	1:12:15	11.79	221	Tanya Clark	61
			2	1:13:53	11.53	221	Tanya Clark	61
			1	1:13:26		221	Tanya Clark	61
Tanya Clark (AUS)								
								






WEMBO 2023 World Championships
Final Results : by Category : Lap Splits for each Rider

Male 65_69

Place	Laps	Time	Lap #	Time	Spd	Rider #	Rider Name	Age
1	15	23:03:06	15	1:17:40	10.97	231	Peter Bigaila	65
			14	1:10:54	12.02	231	Peter Bigaila	65
			13	1:24:25	10.09	231	Peter Bigaila	65
			12	1:08:25	12.45	231	Peter Bigaila	65
			11	1:05:04	13.09	231	Peter Bigaila	65
			10	7:07:05	1.99	231	Peter Bigaila	65
			9	1:11:17	11.95	231	Peter Bigaila	65
			8	1:28:09	9.67	231	Peter Bigaila	65
			7	1:09:22	12.28	231	Peter Bigaila	65
			6	1:06:18	12.85	231	Peter Bigaila	65
			5	1:04:08	13.28	231	Peter Bigaila	65
			4	1:02:32	13.62	231	Peter Bigaila	65
			3	58:00	14.69	231	Peter Bigaila	65
			2	55:30	15.35	231	Peter Bigaila	65
			1	54:17		231	Peter Bigaila	65

Peter Bigaila (AUS)





WEMBO 2023 World Championships
Final Results : by Category : Lap Splits for each Rider

Male 70+

Place	Laps	Time	Lap #	Time	Spd	Rider #	Rider Name	Age
1	12	23:08:34	12	2:57:00	4.81	241	John White	70
			11	2:11:54	6.46	241	John White	70
			10	2:23:38	5.93	241	John White	70
			9	2:17:07	6.21	241	John White	70
			8	2:17:51	6.18	241	John White	70
			7	1:55:03	7.41	241	John White	70
			6	1:47:30	7.93	241	John White	70
			5	1:35:37	8.91	241	John White	70
			4	1:33:50	9.08	241	John White	70
			3	1:26:28	9.85	241	John White	70
			2	1:22:11	10.37	241	John White	70
			1	1:20:25		241	John White	70


John White (NZL)





WEMBO 2023 World Championships
Final Results : by Category : Lap Splits for each Rider

Male Riders with a Disability

Place	Laps	Time	Lap #	Time	Spd	Rider #	Rider Name	Age
1	7	21:32:17	7	1:09:05	12.33	301	Peter Selkrig	61
			6	13:28:49	1.05	301	Peter Selkrig	61
			5	2:09:17	6.59	301	Peter Selkrig	61
			4	1:01:51	13.78	301	Peter Selkrig	61
			3	1:45:03	8.11	301	Peter Selkrig	61
			2	59:14	14.38	301	Peter Selkrig	61
			1	58:58		301	Peter Selkrig	61
Peter Selkrig (AUS)								
								





WEMBO 2023 World Championships
Final Results : by Category : Lap Splits for each Rider

Female Riders with a Disability

Place	Laps	Time	Lap #	Time	Spd	Rider #	Rider Name	Age
1	10	23:55:02	10	2:11:24	6.48	311	Dalene Pretorius	62
			9	1:56:47	7.30	311	Dalene Pretorius	62
			8	4:11:31	3.39	311	Dalene Pretorius	62
			7	2:43:24	5.21	311	Dalene Pretorius	62
			6	2:24:21	5.90	311	Dalene Pretorius	62
			5	3:50:42	3.69	311	Dalene Pretorius	62
			4	1:47:41	7.91	311	Dalene Pretorius	62
			3	1:43:49	8.21	311	Dalene Pretorius	62
			2	1:36:01	8.87	311	Dalene Pretorius	62
			1	1:29:22		311	Dalene Pretorius	62
Dalene Pretorius (AUS)								
